

COUNCIL TAX 2025/26

What You Pay and What We Provide







» INTRODUCTION

The Fire Authority has a legal duty to tell you how much of your council tax money is required to provide fire service cover in Royal Berkshire. It must also explain how your money will be spent providing that service.

The Authority has approved a revenue budget for 2025/26 of £47.965 million, an increase of 4.35% over the comparable figure for 2024/25. The precept for a band D property will rise by £5.00 to £86.31, an increase of 6.15%.

If you would like more information about the Fire Authority's finances, please write to:

 Head of Finance
Royal Berkshire Fire Authority
Newsham Court
Pincents Kiln
Calcot, Reading, RG31 7SD.
 or email: precepting@rbfrs.co.uk

» FINANCING ROYAL BERKSHIRE FIRE AND RESCUE SERVICE

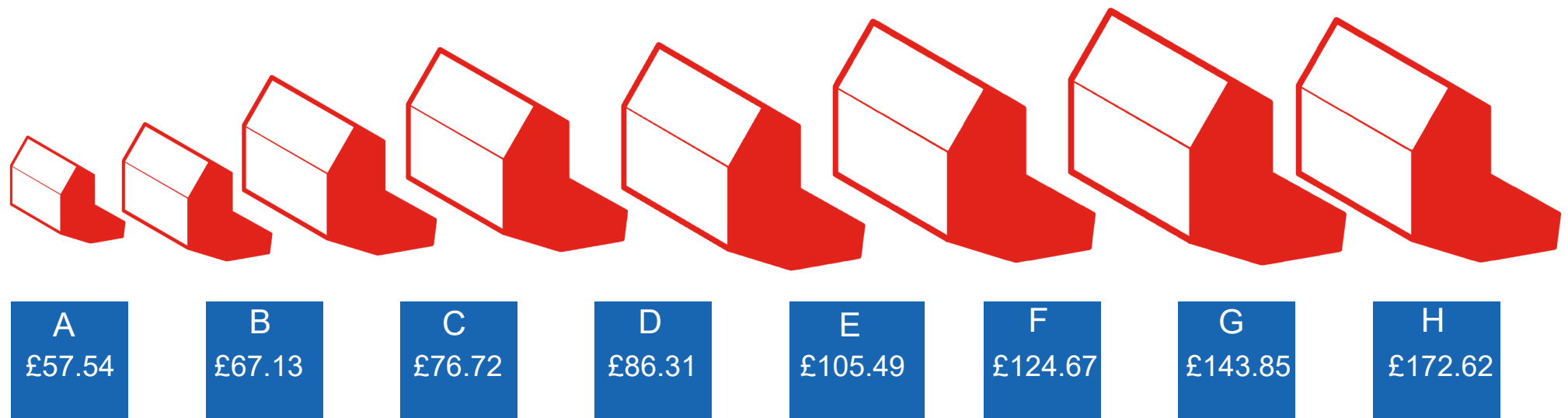
The following table shows how the Authority's net revenue budget of £47.965 million will be funded.

	£ million	£ per head
Gross Revenue Expenditure	52.859	54.51
Gross Revenue Income	-4.894	-5.05
Contributions to / from Reserves	0.000	0.00
NET BUDGET	47.965	49.46
Less:		
Business Rates	-6.105	-6.30
Government Grants	-9.800	-10.11
Collection Fund Deficit	0.096	0.10
COUNCIL TAX	32.156	33.15



»» HOW MUCH COUNCIL TAX DO WE NEED FROM YOU?







Each house or flat is valued in a band, or group of similar homes, and given a label A to H. Each band or group pays a different amount of tax. The annual cost to each household is detailed below.





»» HOW DO WE SPEND THE MONEY?

It is important not only to achieve the efficient and effective delivery of your fire service, but also that this is demonstrated to you. The following table shows how we spend the money.

	2024/25 £ million	2025/26 £ million
 Employees	37.957	40.394
 Premises	2.919	2.769
 Ill-health retirement costs and injury awards	0.491	0.506
 Transport	1.003	1.039
 Supplies and Services	5.050	5.474
 Capital Investment	2.940	2.677
Gross Revenue Expenditure	50.360	52.859
Revenue Income	-4.396	-4.894
Contributions to Reserves	0.000	0.000
Net Budget Requirement	45.964	47.965



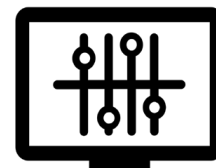
» HOW SPENDING HAS CHANGED

The Authority's 2025/26 budget has seen an overall increase of £2.001 million compared to the budget for 2024/25. The main changes between the two years are set out below:

	£ million
Budget 2024/25	45.964
Pay awards, increments and increased employer NI contributions	2.443
Grant funding for increased employers NI contributions	-0.305
Inflation and additional contract costs	0.760
Reduction in Revenue financing of capital programme	-0.380
Efficiency plan savings, income generation and additional savings	-0.517
BUDGET 2025/26	47.965

» INVESTING FOR THE FUTURE

The Authority uses some of your money to invest in buildings, equipment and vehicles. The capital programme for 2025/26 amounts to £7.915 million. This will fund long-term improvements in service delivery, including the following:



Investing in our buildings	Investing in our fleet and equipment	Investing in our ICT assets
£3.888 million	£3.006 million	£1.021 million



» BORROWING

At the start of March 2025, the Authority had total borrowings of £8.922 million from the Public Works Loans Board to help finance capital investment. This figure is expected to rise to £11.028 million by the end of March 2026.

» VALUE FOR MONEY ASSESSMENT

The auditor's Annual Audit Report has stated that the Authority has proper arrangements in place to secure financial resilience and economy, efficiency and effectiveness in its use of resources.

