



# WOKINGHAM BOROUGH COUNCIL PLAYING PITCH STRATEGY ASSESSMENT REPORT



**WOKINGHAM  
BOROUGH COUNCIL**

**A REPORT BY FMG CONSULTING LTD**

**AUGUST 2023**

# Table of Contents

1.	Introduction .....	1
2.	Methodology .....	7
3.	Football .....	24
4.	Rugby Union.....	94
5.	Hockey .....	122
6.	Cricket.....	139
7.	Tennis .....	196
8.	Netball.....	218
9.	Bowls.....	229
10.	Other Pitch Sports .....	237
11.	Summary.....	240

# Definitions

3G	Third Generation (artificial grass pitch)
AGP	Artificial Grass Pitch
BDA	Bowls Development Alliance
CIL	Community Infrastructure Levy
CFA	County Football Association
EH	England Hockey
FA	Football Association
CC	Cricket Club
HC	Hockey Club
ECB	England and Wales Cricket Board
LTA	Lawn Tennis Association
MES	Match Equivalent Session
NGB	National Governing Body
ONS	Office of National Statistics
PPS	Playing Pitch Strategy
PQS	Performance Quality Standard
RFU	Rugby Football Union
S106	Section 106
TGR	Team Generation Rate

# 1. Introduction

## Introduction

- 1.1 Wokingham Borough Council (WBC) have appointed FMG Consulting Ltd (FMG) to prepare a new Playing Pitch Strategy (PPS) to provide evidence on the supply and demand for sport pitches arising from growth in population and changes in peoples' attitude towards sport, to ensure that suitable provision is made for both the existing population and within new developments. WBC is undertaking a review of adopted planning policy which is expected to look towards the period to 2040.

## Vision

- 1.2 'To assess the supply and demand of playing pitches across Wokingham Borough and set out recommended strategic priorities for sport pitches in the future to meet demand from local residents, sports clubs and organisations.'

## Why the PPS is Being Developed

- 1.3 The PPS is being developed to update current supply and demand information within Wokingham Borough and covers the public, private, educational, voluntary and commercial sectors.
- 1.4 It will provide an evidence base to protect existing provision and ensure that future demand is also catered for, ensuring that WBC provide any new pitch provision in optimal locations within the Borough in the future. WBC are also keen to understand the emerging needs of local residents and sports clubs in relation to playing pitch provision.
- 1.5 There are significant amounts of imported demand within Wokingham Borough, most of which comes from the neighbouring local authority of Reading Borough. The impact that this has on pitch provision within Wokingham Borough will also be considered within the PPS, this will include scenario testing at Stage D.
- 1.6 The National Planning Policy Framework (NPPF) sets out the governments planning policies for England and how these should be applied. At the time of writing the government are consulting on potential changes to the NPPF.
- 1.7 Paragraph 98 emphasises the importance of access to high quality open spaces and opportunities for sport and physical activity for the health and wellbeing of communities. Paragraph 99 also states that such facilities shouldn't be built on or developed unless:
- an assessment has been undertaken which has clearly shown the open space, buildings or land to be surplus to requirements; or
  - the loss resulting from the proposed development would be replaced by equivalent or better provision in terms of quantity and quality in a suitable location; or
  - the development is for alternative sports and recreational provision, the benefits of which clearly outweigh the loss of the current or former use.

1.8 The strategy will be developed in accordance with national planning practice guidance, in order to provide a robust evidence base for future playing pitch provision within Wokingham Borough.

### **Population Growth**

1.9 WBC are working on a new Local Housing Needs Assessment. To support this work, they have appointed Opinion Research Services (ORS) to look at how known housing growth will impact upon future population projections. ORS have developed population projections for Wokingham Borough using the following methodology:

- Identify the number of residents, households and dwellings in each of the sub analysis areas which form the basis of the assessment. These are shown in more detail in tables 1.1 and 1.2 later in this section;
- Compile a detailed profile for each sub area to provide a baseline population by age and gender, together with associated mix of households by type and age;
- Establish a breakdown of recent population change for each of the four sub areas, using recorded births and deaths as basis for development trend-based migration profiles;
- Demography of each sub area is then considered in relation to development estimates of future births and deaths together with the impact of migration based upon recent trends each year;
- This provides a basis for projecting longer-term population changes for each sub area which is converted to households based on the identified mix by household type and age;
- Area based projections are then reconciled with the borough figures to ensure consistency between the sub-area analysis and overall housing need;

1.10 The bespoke projections prepared by ORS estimate that the current population (2023) of Wokingham Borough is 177,484, and that this increases to 189,197 by 2040. It is worth noting that population projections are based on a continuation of past trends into the future, and as such have an inherent degree of uncertainty with trends able to change. For this reason, projections are also less robust for smaller geographical areas such as individual local authorities. This is particularly the case for local authorities where migration is higher component of change, such as Wokingham Borough.

1.11 Whilst ONS population projections suggest the population of Wokingham Borough ages over the period to 2040, what actually happens will be influenced by the profile of migration. New communities established at Strategic Development Locations are most likely to include households moving into the Borough. Recent household surveys suggest that a higher proportion of households moving into these areas are young adults who have started a family or have plans to, which may not be fully captured in the population projections. This may suggest a higher local demand for sports facilities as these families grow.

1.12 Nationally the population of the UK is ageing. The Office of National Statistics (ONS) reported in 2019 that 18.2% of the population was aged 65 and over, and this is projected to increase to 24% by 2041. Additionally, the number of people aged 85 and over is also projected to increase rapidly in the coming decades.

- 1.13 The future population projections for Wokingham Borough show that there will be some reductions in certain age groups. This is particularly prevalent between the ages of 4 years old and 16 years old, which are key ages looked at by NGB's when assessing demand for pitches and developing Team Generation Rates (TGRs). As a result of these factors, it is important that TGRs aren't reviewed in isolation when assessing future demand for outdoor sports pitch provision. Future demand identified by clubs should also be considered along with requirements generated by known housing growth. This will be captured in the strategy and action plan using Sport England's Playing Pitch Calculator to identify what demand will be created from new housing.

### Study Area

- 1.14 This PPS covers the administrative boundary of WBC. This is shown in Figure 1.1 later in this section.
- 1.15 For the purpose of this work Wokingham Borough has been broken down into four sub analysis areas. Sub analysis areas allow a more localised assessment of supply and demand issues within a local authority area. The following sub analysis areas have been agreed by officers from WBC Planning Policy, Green & Blue Infrastructure and Sport & Leisure teams.

**Table 1.1 - Sub Analysis Areas**

Northern Area	Southern Area	Wokingham Town Area	Urban Western Area
Remenham, Wargrave and Ruscombe	Shinfield South	Emmbrook	Shinfield North
Charvil	Swallowfield	Evendons	Hillside
Hurst	Arborfield	Norreys	Maiden Erlegh
Twyford	Barkham	Westcott	Hawkedon
Sonning	Finchampstead South		Loddon
	Finchampstead North		South Lake
	Wokingham Without		Bulmershe and Whitegates
			Coronation
			Winnersh

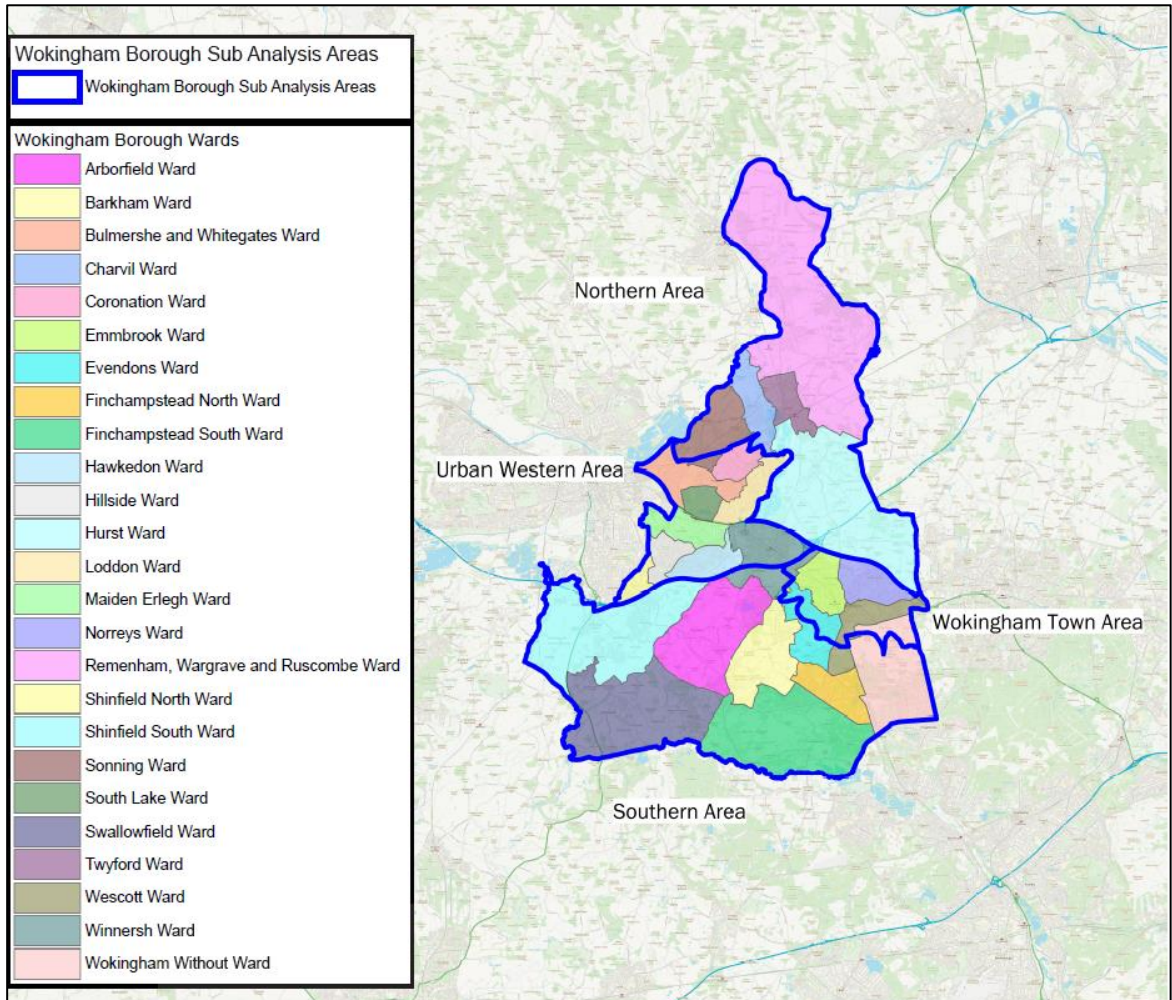
- 1.16 The four sub analysis areas that are being used for this PPS have been used for analysis in other planning research and are considered appropriate by WBC for this purpose. For clarity, the sub analysis area boundaries don't follow parish or ward boundaries. Instead, they are delineated by physical boundaries such as roads or rivers which are more likely to influence where and how people travel. Where a ward covers two sub analysis areas, it has been allocated to one sub analysis area as agreed by the steering group.
- 1.17 Table 1.2 shows wards that fall within two sub analysis areas and which they have been allocated to for the PPS.

**Table 1.2 - Allocation of partial wards**

Ward	Sub Analysis Area
Sonning	Northern Area
Winnersh	Urban Western Area
Ewendons	Wokingham Town Area
Westcott	Wokingham Town Area
Wokingham Without	Southern Area

1.18 Figure 1.1 provides a spatial overview of Wokingham Borough with the sub analysis areas that will be used for this study.

**Figure 1.1 –Sub analysis area map**





### **Agreed Scope**

1.19 The following outdoor pitch sport facilities will be captured as part of the strategy:

- Football;
- Rugby Union;
- Cricket; and
- Hockey.

1.20 The following outdoor non-pitch sport facilities will also be captured:

- Tennis;
- Bowls; and
- Netball.

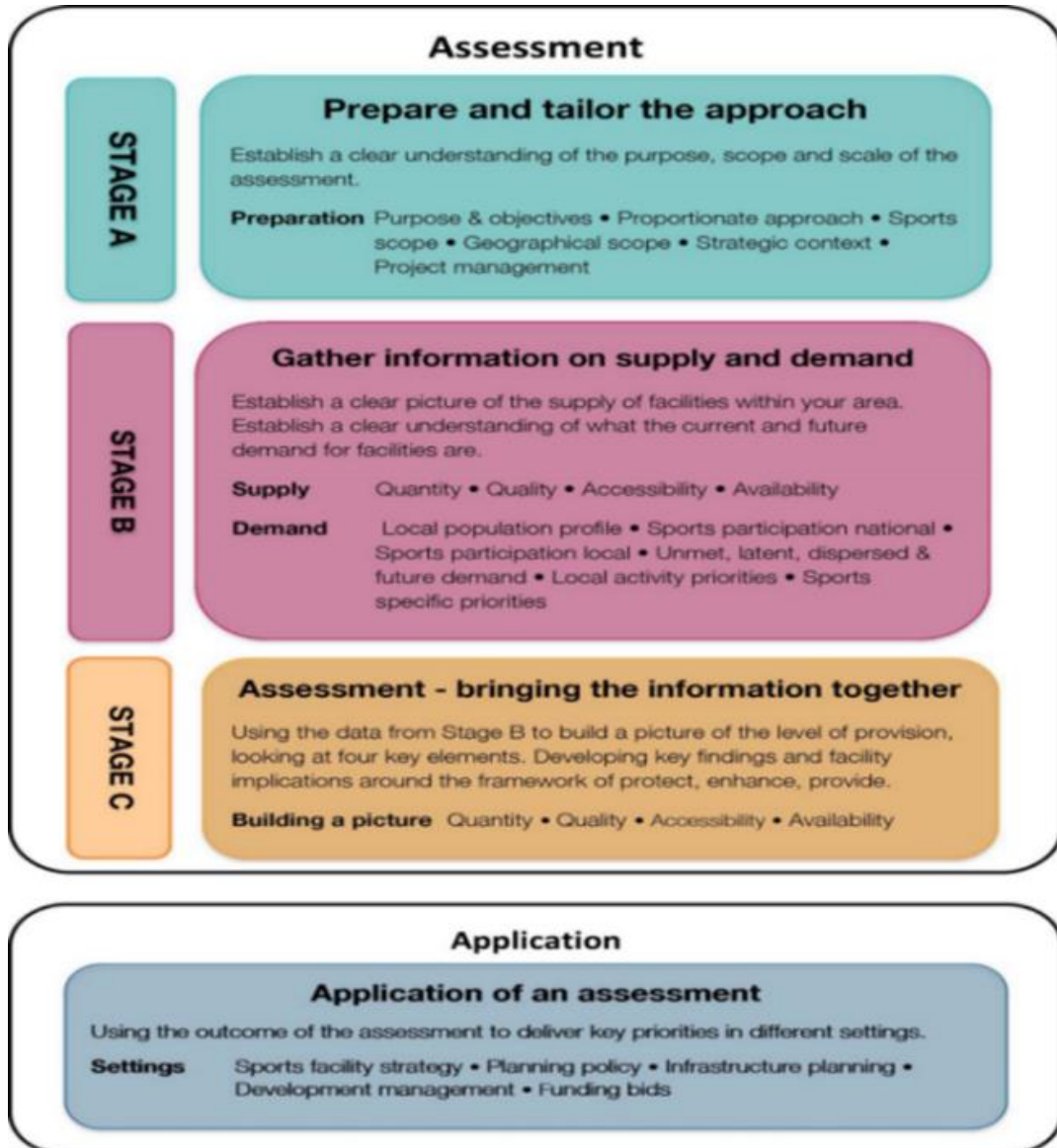
## 2. Methodology

### Methodology

- 2.1 The PPS has been developed in line with Sport England's 'Playing Pitch Strategy Guidance: An approach to developing and delivering a playing pitch strategy', which was published in October 2013.
- 2.2 The guidance references a 10 step, 5 stage approach:
- Stage A: Prepare and tailor the approach (Step 1);
  - Stage B: Gather information and views on the supply of and demand for provision (Steps 2 & 3);
  - Stage C: Assess the supply and demand information and views (Steps 4, 5 & 6);
  - Stage D: Develop the strategy (Steps 7 & 8);
  - Stage E: Deliver the strategy and keep it robust and up to date (Steps 9 & 10).
- 2.3 This report will cover stages A – C of the approach.
- 2.4 Outdoor sports facilities that are included within the strategy but are not covered by Sport England's Playing Pitch Strategy Guidance, will be reviewed in accordance with Sports England's 'Assessing Needs and Opportunities Guide' (ANOG). This will be applied to Tennis, Netball and Bowls in this report. The ANOG stages are shown in Figure 2.1 overleaf.

2.5 Figure 2.1 shows the ANOG stages.

Figure 2.1 – ANOG Stages



## **Stage A: Prepare and tailor the approach (Step 1)**

### **Management Arrangements**

- 2.6 The project team consists of representatives from WBC and FMG.
- 2.7 A steering group has also been created of key stakeholders to help manage the project and enable the strategy to be delivered. This includes members of the project team, representatives from the National Governing Bodies of sport (NGBs) included within the strategy and Sport England.
- 2.8 The steering group have helped to shape the strategy by providing relevant supply and demand data and supporting the consultation process. They have also reviewed all the work of the project team throughout the development of this report.
- 2.9 The steering group is also vital in ensuring that recommendations identified within the strategy are delivered and that it is kept up to date and robust.

### **National Context**

#### **Sport England – Uniting the Movement** ([Sport England – Uniting the Movement](#))

- 2.10 This 10-year strategy was published in 2021 and looks to transform lives and communities through sport and physical activity.
- 2.11 It is the result of an 18-month consultation period with a wide range of partners and stakeholders who have helped to shape Uniting the Movement.
- 2.12 There is a recognition that more investment into sport and physical activity is needed through NGBs, other bodies, sports clubs, organisations and community groups.
- 2.13 It aims to remove existing barriers to sport and has 3 key objectives:
1. Advocation for movement, sport and physical activity.
  2. Joining forces on five big issues:
    - Recover and re-invent;
    - Connecting communities;
    - Positive experiences for children and young people;
    - Connecting with health and wellbeing;
    - Active environments.
  3. Creating the catalyst for change.
- 2.14 NGBs also have their own strategy documents that set out their sport's strategic priorities nationally. An overview of these has been provided within the relevant sport specific section of this document.

## Local Context

### Wokingham Borough Council Plan 2020 to 2024 (Refreshed February 2022)

2.15 The Plan has seven strategic aims, which are:

- Providing safe and strong communities;
- Enriching lives;
- Delivering the right homes in the right places;
- Keeping the Borough moving;
- Enjoying a clean and green Borough;
- Changing the way we work for you;
- Being the best we can be.

2.16 The plan sets out what WBC want to deliver to achieve each of the priorities. To support this four values have been identified, which are:

- Customer Focussed – put ourselves in our customers shoes and listen, to deliver services we would like to receive;
- One team – work jointly with our residents, colleagues, councillors and partners, across any boundaries, to ensure efficient, effective delivery on behalf of our communities;
- Taking ownership – taking responsibility for issues and address them with actions we see through to resolution. Be accountable for our service delivery in the context of our community wellbeing and Council objectives;
- Being ambitious – aiming for excellence in the outcomes we pursue and the way we do things. Being forward-thinking, innovative, entrepreneurial and accepting risks where possible to do so;

2.17 The Plan identifies that there is £7m in the budget between 2022 – 2025 for improving existing facilities and infrastructure such as schools, parks and leisure and £51m for new facilities such as a care homes for older people, leisure facilities and planned future investment in new schools.

### 2020 – 2025 Wokingham Borough Leisure Strategy

2.18 The Strategy was developed with the ambition for Wokingham Borough to be a great place to live, learn, work and grow and a great place to do business. Linked to this overarching vision, physical activity and sports play a fundamental role in supporting the well-being of Wokingham Borough's people and communities. The Strategy aims to:

- Foster wellbeing through universal access to high quality leisure opportunities;
- Reduce levels of inactivity and, in particular, tackling increasing levels of excess weight and obesity;
- Target provision to reduce social isolation and those facing additional barriers to participation;

- Ensure high quality facilities remain affordable and sustainable into the future whilst protecting provision for the more vulnerable.

2.19 In order to achieve this there are seven key priorities and outcomes that have been identified, these are:

### **1. Promoting Health and wellbeing (General)**

- Reduce the proportion of adults physically inactive (completing less than 30 minutes of physical activity a week);
- Increase the proportion of more physically active adults meeting the guidelines of the Chief Medical Officer (completing 150 minutes exercise of moderate intensity or 75 minutes of vigorous intensity per week);
- Reduce the proportion of adults classified as overweight or obese;
- Decrease the proportion of children and young people who are physically inactive;
- Increase the activity levels for children and young people more broadly;
- Reduce the proportion of overweight and obese children and young people;
- Ensuring effective provision of facilities and open space for new and existing communities through the planning process.

### **2. Raising participation and reducing levels of inactivity**

- Increase engagement and the number of programmes that reduce social isolation;
- Expand the range of mental health and wellbeing programmes and the number of beneficiaries;
- Increase the availability and take-up of targeted sessions for those in ethnic minority communities;
- Focused initiatives to engage children in care and looked after children;
- Ensure appropriate provision to ensure accessible opportunities for people of all ages with disabilities;
- Increase engagement with and participation rates for all groups where current levels are below average to reduce the health and wellbeing gap, including those experiencing poverty and other dimensions of deprivation.

### **3. Maintain and Extend Accessibility to Indoor Leisure facilities**

- High quality facilities maintained to a high standard;
- Flexible new and established facilities that meet growing and changing demand over time;
- Increasing footfall and levels of use.

#### **4. Maintain and Extend Accessibility to Outdoor Spaces**

- Grow the formal and informal use of a high quality interconnected network of outdoor spaces, including country parks, 'greenways' and children's play facilities;
- Develop and increase physical activity sessions offered in outdoor spaces and the associated numbers participating;
- Grow the number of organised outdoor public events and overall attendance;
- Increase the number of clubs accessing and utilising outdoor spaces;
- Develop a Playing Pitch strategy to meet future demand and to secure investment.

#### **5. Fostering Enjoyment and Sporting Excellence (pathways)**

- A thriving and diverse network of sports clubs catering for all levels of ability and providing pathways from grassroots to elite;
- Increase the number of sport sponsorship participants performing at a high level (county and national standard);
- Promoting and supporting volunteering to underpin widespread access to opportunities and progression pathways to all;

#### **6. Raising Levels of Active Travel**

- Increase the proportion of adults and young people walking for travel at least three days per week;
- Increase the proportion of adults and young people cycling for travel at least three days a week.

#### **7. Ensure Financial Sustainability**

- Maximise income generated by and the viability of sports and leisure facilities;
- Maximise external funding from all potential sources, e.g. Sport England, national sports governing bodies, Community Infrastructure Levy (CIL);
- Further develop income generation programmes including sports, leisure and cultural activities;
- Maximising income generation from country parks by increasing visitor numbers and spend per customer;
- Generating income from expanding the range of outdoor sports and outdoor events across country parks.

2.20 The Strategy also seeks to create effective partnerships to support delivery, this covers both internal and external partners.

## **Wokingham Joint Health and Wellbeing Strategy 2018 – 2021**

2.21 The Strategy has been delivered in partnership between WBC and Berkshire West Clinical Commissioning Group. Since the strategy was developed the Clinical Commissioning Group has been replaced by Integrated Care Boards. The Strategy identifies three key priorities, these are:

### **Creating Physically Active Communities**

2.22 Aims to get people of all ages and abilities more physically active by:

- Getting more people out and using green and blue spaces;
- Promoting more active travel; and
- Encouraging more children to get at least one hour of physical activity every day.

2.23 The outcomes from this will be:

- Improved physical and mental health for all ages;
- Full utilisation of new green and blue spaces;
- Supporting and partnering with local sports clubs; and
- Lower percentage of overweight people.

### **Reducing Social Isolation**

2.24 Aims to reduce social isolation and loneliness in:

- Older people;
- People with mental illness; and
- Carers.

2.25 The outcomes from this will be:

- Creating resilient communities; and
- Linking up with the new development programme to ensure information on activities and group activities are correctly distributed.

### **Narrowing the Health and Inequalities Gap**

2.26 Aims to close the gap between what a child who is born today in the most deprived areas and those in the least deprived areas will experience over their lifetime.

2.27 The outcomes from this will be:

- Those most deprived will enjoy more years in good health; and
- Greater access to health promoting resources.



## **Open Space, Sport & Recreation Audit Update 2012**

- 2.28 The WBC Open Space, Sport & Recreation Facilities Strategy provides clear guidance on the approach it envisages to the application of the open space, sport and recreational facilities standards for residential development identified in Policy TB08 of the Managing Development Delivery Development Plan Document (Local Plan) (MDD DPD).
- 2.29 The Open Space, Sport & Recreation Facilities Assessment and Standards (2010 – 12) identified that Wokingham Borough has a small overall surplus of senior pitch provision but a significant under supply of junior and mini pitches when it was developed.
- 2.30 WBC concluded that it did not want to *pepper pot* sports pitches within new developments due to the difficulty of providing the ancillary facilities required, such as car parking and changing rooms/pavilions on small scale schemes. Instead, the method would be to develop a 'Sports Hub' approach on all the major development areas known as Strategic Development Locations (SDLs).
- 2.31 With regards to outdoor sport facilities, the strategy identified the following requirements for each of the SDLs:

### **North Wokingham SDL**

- 2.32 There were 5.94 hectares required which should be delivered by either Cantley Masterplan or combination of Cantley Masterplan and Dual Use of Matthews Green Primary School facilities.

### **South Wokingham SDL**

- 2.33 There were 9.9 hectares required which should be delivered through dual use of one or both primary schools and a new sports hub.

### **South of the M4 SDL**

- 2.34 There were 9.9 hectares required which should be delivered through a sports hub either based around the former Ryeish Green School playing pitches or on the land between Shinfield and Spencer's Wood.

### **Arborfield SDL**

- 2.35 There were 13.86 hectares required which should be delivered through the re-use of existing MOD facilities and dual use of extensive secondary school facilities.

### **Non-Strategic Development Locations**

- 2.36 There were 3.96 hectares required which should be delivered through off site contribution towards the enhancement of existing facilities, within the vicinity of the sites.

### **Shinfield Parish Neighbourhood Plan 2017**

- 2.37 The Neighbourhood Plan covers the period from 2016 through to 2026, which is the period of growth outlined in the South of M4 SDL Supplementary Planning Document (May 2011) produced by WBC.
- 2.38 Section 9 of the plan identifies what infrastructure will be delivered. From a sports perspective this section identifies a sports hub, offering facilities for both the general community and existing organised sports clubs, is proposed for the playing fields at Ryeish Green. The parish council is working with existing sports clubs in order to provide the best facilities possible.

2.39 Policy 10 relates to community and sports facilities and states the following:

- All qualifying developments shall contribute towards formal and informal sport and leisure activities and recreation and social facilities within the parish, either through the provision of on-site or off-site facilities or through financial contributions towards sports, leisure and recreation projects, where they are required to mitigate the impact of the development;
- Where appropriate, housing developments should also seek to provide community facilities such as allotments and communal gardens.

#### **Arborfield & Barkham Neighbourhood Plan 2019-2036**

2.40 The Plan Area comprises the whole of Arborfield & Newland Parish and Barkham Parish.

2.41 Under the theme of 'Thriving Communities' the following policies relate to sports pitches and facilities:

#### **Policy TC1: Retention of existing valued community facilities**

2.42 Proposals for new development which involve existing community facilities, will be supported only if the proposal does not result in the loss of, or have an adverse effect on, the asset or facility concerned, unless:

- Satisfactory alternative facilities are provided; or
- It can be evidenced that such assets are no longer required; or
- They will provide sufficient community benefit to outweigh the loss of the existing facility.

#### **Policy TC2: Properly planned and designed new facilities**

2.43 Proposals for new community facilities should:

- Incorporate sufficient flexibility to allow for present needs and future planned growth to be accommodated on the one site;
- Be inclusive and provide appropriate access for all generations;
- Incorporate adequate off-street parking;
- Be appropriately designed for the prospective use and users; and
- Support and facilitate safe access on foot and bicycle;

2.44 Proposals will be considered more favourably where clear evidence of long-term viability is provided.

#### **Ruscombe Neighbourhood Plan 2019 – 2036 (At examination at the time writing)**

2.45 The purpose of the Neighbourhood Plan is to set out a series of planning policies that will be used to determine planning applications in the area in the period to 2036. The plan identifies the following regarding green spaces within the area.

### **Policy Ru8: Local Green Spaces**

2.46 The Neighbourhood Plan designates Local Green Spaces as follows:

- Ruscombe Wood and Pond, Castle End Road;
- Castle End Road Pond, Castle End Road;
- Crossroads Pond; iv. New Road Pond;
- Church Lane Allotments;
- Church Green, Southbury Lane;
- Crossroads Land – Stanlake Lane, New Road, Waltham Road, Ruscombe Lane;
- Pennfields Park;
- Land at London Road; and
- Pennfields Orchard.

### **Twyford Neighbourhood Plan 2018 – 2038 (At examination at the time of writing)**

2.47 The purpose of the Neighbourhood Plan is to set out a series of planning policies that will be used to determine planning applications in the area in the period to 2038. The plan identifies the following policies regarding open spaces and community facilities.

### **Policy Tw7: Nature Recovery and Climate Change**

- The Parish contains a variety of green and blue infrastructure that provides an environmental support system for the community and wildlife. The Neighbourhood Plan designates this as a Network, as shown on the Policies Map, for the purpose of promoting nature recovery and for mitigating climate change. The Network comprises the Loddon Nature Reserve, Local Wildlife Sites, areas of priority habitats, nominated Local Green Spaces which play a role in the Network, green routes, rivers, other water bodies and other land of biodiversity value;
- As appropriate to their scale, nature and location, development proposals that lie within or adjoining the Network are required to have full regard maintaining and improving the functionality of the Network, in particular by delivering a minimum of 10% net gain in biodiversity, and integrating existing green and blue infrastructure assets in the overall design of their layouts and landscaping schemes where practicable to do so;
- Proposals that will lead to the loss of land lying within the Network and that will undermine its integrity will be resisted. Development proposals that will lead to the extension of the Network will be supported, provided they are consistent with all other relevant policies of the development plan.
- Existing trees, hedgerows and other landscape features should be retained, and where possible enhanced, as an integral part of development proposals. This includes appropriate measures to secure their protection during any construction works;

- Where new green and blue infrastructure is provided, proposals will be required to include legally binding provision for its long-term management and maintenance as part of the development;

#### **Policy Tw18: Community Facilities**

- The Neighbourhood Plan identifies the properties listed in Appendix D of the plan as community facilities;
- In addition to the provisions of relevant Local Plan policies which safeguards community facilities from unnecessary loss, proposals to change the established use of a facility and its ancillary land must demonstrate that the land is no longer suited to any other community use or that the use can be satisfactorily re-located for the ongoing benefit of the local community;
- Proposals to change the use of part of a community facility that is shown to be surplus to requirements will be supported where they will not undermine the overall viability and importance of the primary community use;
- Proposals to extend a community facility will be supported, provided the design of the scheme and the resulting increase in use are appropriate and is consistent with other relevant policies of the development plan;

#### **Finchampstead Neighbourhood Development Plan 2022-2038 (At examination at the time of writing)**

- 2.48 Finchampstead Parish has trebled in size since the seventies. With a substantial part of the Arborfield SDL located within the parish, the population will continue to increase.
- 2.49 Section 8 of the plan Identity and Rural Setting refers to the protection of green spaces. This includes sites that provide playing pitches and facilities.

#### **Policy IRS1 – Protection and enhancement of Local Green Spaces**

- 2.50 Local Green Spaces have been identified in the FNDP as set out in Annex J – Designated Local Green Spaces and are recognised as important to the local community and as such are designated as Local Green Spaces. Any change that would impact upon the Local Green Spaces must take into account the need to retain and respect the value placed upon the spaces where possible. Development on the designated Local Green Spaces will only be permitted in very special circumstances and in accordance with national policy and guidance.

#### **Policy IRS4 – Implement strategy to preserve the identity of Finchampstead Parish through informal green spaces**

- 2.51 Development Proposals will be supported when they make provision to achieve the following objectives:
- Preserve the semi-rural look and feel of the Parish with its surrounding natural open environment;
  - Preserve the distinctive character and appearance of the Parish countryside with varied landscapes and outstanding views;
  - Preserve the topological features of the landscape that distinguish it as part of the Blackwater Valley and Thames Basin Heaths Special Protection Areas;

- Protect and where possible, enhance the green spaces of the Parish, both general and specific, through protected special areas, green gaps between settlements, green corridors, diverse flora and community spaces;
- Specify tree and hedgerow planting to reinforce and reflect local biodiversity in the Parish;
- Retain informal green gaps along the Parish access roads and other small areas of natural green space, as outlined in Annex S Rights of Way Network with adjoining Parishes;
- Retention and potential expansion of the green corridors through the extensive rights of way network (Annex R Rights of Way Network with adjoining Parishes) and enclosure hedgerows to retain and enhance the outstanding views east, south and west within the Parish.

2.52 Section 10 of the plan Thriving Communities, refers to the retention of valued community facilities, including Finchampstead Memorial Park and Memorial Hall and a Sports Pavilion.

#### **Stage B: Gather information and views on the supply of and demand for provision (Steps 2 & 3)**

2.53 A clear overview of the supply and demand of outdoor sports facilities for Wokingham Borough will be provided to allow for an accurate assessment of the quantity and quality of pitches. This will be informed by consultation with key stakeholders locally.

#### **Gather supply information and views**

2.54 The data collection process included a full audit of pitches across Wokingham Borough. This data was extracted from Sports England's Active Places Power and reviewed by the steering group. For each site, the following information was collected:

- Site name, location, ownership and management type;
- Number and type of pitches and outdoor sports facilities;
- Accessibility of pitches to the community;
- Overall quality of pitches and ancillary facilities;
- Level of protection and security of tenure;
- Views of users and providers.

2.55 Ownership of a facility can impact upon how accessible it is to the community. This assessment report categories all sites under 1 of the 5 headings below:

- **Available for community use** – the pitch is available for community use and is used regardless of its management type;
- **Available but unused** – the pitch is available but is unused by the community. This could be due to its quality or cost of hire;
- **Not available for community use** – Pitches that aren't made available for community use. Professional and semi-professional pitches that have limited use also fall under this category;
- **Disused** – A site that isn't currently being used. Once a site has been disused for 5 years or more it will then be classed as lapsed;

- **Lapsed** – a site that hasn't been used for 5 years or longer and now falls outside of Sport England's statutory remit but is still assessed using the criteria within Paragraph 99 of National Planning Policy Framework.
- 2.56 Sport England's PPS guidance uses the following definitions of a playing pitch and playing field. These definitions are set out by the Government in the 2015 'Town and Country Planning (Development Management Procedure) (England) Order'. It should be noted that the reference to 5 years is purely in relation to whether Sport England should be consulted in a statutory capacity. The fact that a playing field may not have been marked out for pitch sport in the last five years does not mean that it is no longer a playing field, this remains its lawful planning use whether marked out or not:
- **Playing pitch** – a delineated area, which is used for association football, rugby, cricket, hockey, lacrosse, rounders, baseball, softball, American football, Australian football, Gaelic football, shinty, hurling, polo or cycle polo;
  - **Playing field** – the whole of a site which encompasses at least one playing pitch.
- 2.57 Although the statutory definition of a playing field is the whole of a site with at least 1 pitch of 0.2ha or more, this PPS considers smaller sized pitches that contribute to pitch stock, for example, 5v5 mini football pitches. This PPS counts individual grass pitches (as a delineated area) as the basic unit of supply. The definition of a playing pitch also includes artificial grass pitches (AGPs).
- 2.58 The assessment report aims to capture all of the pitches within the boundary of Wokingham Borough. Whilst efforts have been made to guard against missing pitches, this cannot be entirely guaranteed. Should pitches have not been recorded within the report, they remain as pitches and for planning purposes continue to be so. Furthermore, omission of a pitch does not mean that it is not required from a supply and demand point of view. Supply and demand data should be reviewed and updated as part of the Stage E process to ensure that the PPS remains robust.

### **Demand**

- 2.59 In order to evaluate demand for pitches within Wokingham Borough, the following information has been collected:
- Number of sports clubs and teams including their match and training requirements;
  - Casual demand;
  - Educational demand;
  - Displaced demand (i.e. teams wishing to play within the district but unable to);
  - Latent demand (i.e. demand that exists but can't be catered for due to lack of provision);
  - Future demand (including club and team aspirations for development as well as NGBs priorities and targets); and
  - User views and experiences, including trends and changes in demand.
- 2.60 This information was collected via consultation with key stakeholders locally. This took the form of face-to-face consultation both in person and via MS Teams, together with an online survey. All the information collected has been reviewed and signed off by the steering group members.

2.61 The quality of identified sites has been captured, irrespective of their ownership type. This was achieved by completing a non-technical assessment at all sites that provide an outdoor sports pitch within the scope of the study. Wherever possible, in person site visits were undertaken.

### **Future Demand**

2.62 The PPS assesses whether there will be enough pitch provision to cater for future demand. This is informed by the expected population change (as informed by ONS population projections and housing growth), and any significant growth identified by clubs or NGB's who are part of the consultation process.

2.63 Team Generation Rates (TGRs) will be used to provide an indication of the number of residents required to generate a team. This will be provided for each age group and for both males and females. This will then estimate what future demand will look like for each pitch type.

### **Stage C: Assess the supply and demand information and views (Steps 4, 5 & 6)**

2.64 The supply and demand information gathered looks at the quantity and quality of pitch provision within Wokingham Borough. It looks at how much use is currently taking place at a site and what level of use it can actually accommodate.

### **Understanding the situation at individual sites**

2.65 The qualitative pitch ratings are cross referenced with guidance provided by each NGB to determine the quality of pitches on each site. The quality of each pitch is assessed against the recommended pitch capacity to determine how many match sessions a pitch can accommodate.

2.66 This is then compared to the number of matches that actually take place on the site to determine if there is:

- Potential spare capacity: Play is below the level the site could sustain;
- At capacity: Play is at the level the site can sustain;
- Overused: Play exceeds the level the site can sustain.

2.67 Football Association (FA) guidance states the following for pitch capacity in the form of match equivalent sessions per week. For example, a good quality adult pitch has capacity for 3 matches per week. This is expressed in Match Equivalent Sessions (MES)

2.68 Table 2.1 shows FA guidance for pitch capacity based upon its quality rating.

**Table 2.1 - FA Guidance on Pitch Capacity**

Pitch Type	Good (MES)	Standard (MES)	Poor (MES)
Adult (11v11)	3	2	1
Youth (Y11v11 & 9v9)	4	2	1
Mini (7v7 & 5v5)	6	4	2

Table 2.2 shows the FA recommended pitch dimensions for football including runoffs.

**Table 2.2 - Recommended FA football pitch dimensions**

Format	Age groups	Recommended pitch size including run offs (metres)
Adult	U17 +	106 x 70
Youth 11v11	U15's & U16's	97 x 61
Youth 11v11	U13' & U14's	88 x 56
Youth 9v9	U11's & U12's	79 x 52
Mini Soccer 7v7	U9's & U10's	61 x 43
Mini Soccer 5v5	U7's & U8's	43 x 30

2.69 Rugby Football Union (RFU) guidance states the following for pitch capacity in the form of match equivalent sessions per week. For example, if a rugby pitch was assessed as D0/M0 it would be poor and have capacity for 0.5 matches per week.

2.70 Table 2.3 shows RFU guidance for pitch capacity based upon its quality rating.

**Table 2.3 - RFU Guidance on Pitch Capacity**

Drainage	M0 – Poor (MES)	M1 – Standard (MES)	M2 – Good (MES)
<b>D0</b>	0.5	1.5	2
<b>D1</b>	1.5	2	3
<b>D2</b>	1.75	2.5	3.25
<b>D3</b>	2	3	3.5



- 2.71 Table 2.4 shows RFU recommended pitch dimensions. All pitches up to U13 should include a 5 metre goal line and be 5 metres away from adjacent pitches.

**Table 2.4 - Recommended RFU rugby pitch dimension**

Age group	Pitch type	Pitch Size (maximum in metres)
U7	Mini	20x12
U8	Mini	45x22
U9	Mini	60x30
U10	Mini	60x35
U11	Mini	60x43
U12	Mini	60x43
U13	Junior	90x 60 (boy's) 60x43 (girl's)
U14 +	Senior	100x70 (22m goal line and 5m perimeter)

- 2.72 The England and Wales Cricket Board (ECB) guidance states the following for pitch capacity in the form of match equivalent sessions (MES) per season. For example, one good quality grass wicket can facilitate five matches per season.

- 2.73 Table 2.5 shows ECB guidance for pitch capacity based upon its quality rating.

**Table 2.5 - ECB Guidance on Pitch Capacity**

Pitch Type	Good (MES)	Standard (MES)	Poor (MES)
1 grass wicket	5	0	0
1 NTP	60	0	0

- 2.74 AGPs used for hockey don't have any capacity guidance associated with them due to the nature of the surface. Pitches without sports lighting are capped at 4 matches per day. England Hockey recommend a pitch size of 91.40 metres long and 57 metres wide for matches. This should include a run off of 3 metres at each end and 2 metres on each side.
- 2.75 The Lawn Tennis Association (LTA) recommend that a hard court without sports lighting can accommodate 40 members and a hard court with sports lighting can accommodate 60 members. Air domed courts can accommodate 100 members.
- 2.76 Bowls England state that a club with more than 100 members is over capacity.

- 2.77 Other non-pitch sports such as netball don't provide any specific guidance, therefore sites will be looked at on an individual basis.

**Develop the current picture**

- 2.78 Capacity will be calculated on a site-by-site basis to identify where any spare capacity exists. Capacity will be recorded during peak times for each pitch sport to provide a more accurate reflection of where spare capacity exists in relation to demand.

**Identify the key findings and issues**

- 2.79 Key issues and findings regarding the supply and demand of outdoor pitches within Wokingham Borough will be identified by completing this process. These will be presented in this report for each sport in preparation for the Strategy document that will follow.

**Develop the future picture (scenario testing)**

- 2.80 Once the capacity analysis has been completed, a number of scenario tests, as agreed with the steering group will be carried out. These will help to understand the impact certain scenarios will have on the supply and demand of outdoor pitch provision in Wokingham Borough. All scenario testing will be agreed with relevant steering group members.

# 3. Football

## Introduction

- 3.1 Berks and Bucks FA are responsible for governing and developing football within Wokingham Borough. This includes working closely with the FA on implementation of the FA Grassroots Football Strategy 2020-2024. ([The FA Strategy 2020-2024: Time for Change](#))
- 3.2 The strategy – titled Survive. Revive. Thrive. – outlines seven transformational focus areas:
1. Male participation:
    - Modernised opportunities to retain and re-engage millions of male participants in the game.
  2. Female participation:
    - A sustainable model based on a world-class, modernised offer.
  3. Club network:
    - A vibrant national club network that delivers inclusive, safe local grassroots football and meets community needs.
  4. Facilities:
    - Enhanced access to good quality pitches across grassroots football
  5. Grassroots workforce:
    - A transformation in community football by inspiring, supporting and retaining volunteers in the game.
  6. Digital products and services:
    - An efficient grassroots digital ecosystem to serve the administrative and development needs of players, parents and the workforce.
  7. Positive environment:
    - A game that's representative of our diverse footballing communities, played in a safe and inclusive environment.
- 3.3 Berks and Bucks FA also worked closely with the Football Foundation and other partners to develop a Local Football Facility Plan (LFFP) for Wokingham Borough ([Wokingham Borough LFFP](#))

- 3.4 LFFP's provide a detailed report for a local authority area, mapping out key priorities for football across four areas:
- 3G AGPs;
  - Grass Pitches;
  - Changing rooms & pavilions; and
  - Small-sided facilities.
- 3.5 The plans are aligned to the National Football Facilities Strategy to support delivery of key target areas.
- 3.6 The LFFP was developed in December 2019 and identified 38 potential projects for investment across the four target areas, this included:
- 5 x 3G APG projects;
  - 28 x Natural grass pitch projects;
  - 4 x Changing pavilion projects; and
  - 1 x Small sided facility.
- 3.7 Whilst the LFFP was based upon consultation with key stakeholders locally, it is not a supply and demand model that provides strategic guidance for football provision in Wokingham Borough. Therefore, it should not be used instead of a PPS but in tandem. It is envisaged that the LFFP will need to be updated upon completion of the PPS to reflect any changes in supply and demand data and subsequent priority projects.

#### **Consultation**

- 3.8 All clubs in Wokingham Borough were invited to take part in the consultation process. This was a mixture of face-to-face consultations and completion of an online survey.
- 3.9 In total there are currently 70 football clubs playing in Wokingham Borough who between them have 654 teams. A total 23 clubs responded to the consultation which equates to 540 teams and a team response rate of 81%. The Berkshire Youth Development League were also consulted with as part of the PPS.
- 3.10 There are also 39 Wokingham Borough teams who are displaced outside of Wokingham Borough. Imported and exported demand will be looked at in more detail later in this report.

## Supply

- 3.11 There are currently 72 sites in Wokingham Borough that provide grass football pitches, this equates to 204 pitches in total. There are 151 pitches that are available for community use across 48 sites. Table 3.1 provides a breakdown of football pitch types by sub analysis area that are available for community use.

**Table 3.1 - Number of football pitches by type in Wokingham Borough**

Sub Analysis Area	Adult pitches	Junior Football 11v11 pitches	Junior Football 9v9 pitches	Mini Soccer 7v7 pitches	Mini Soccer 5v5 pitches
Northern Area	14	5	9	6	5
Southern Area	9	8	8	7	7
Urban Western Area	19	1	9	18	4
Wokingham Town Area	10	1	5	3	3
<b>Total</b>	<b>52</b>	<b>15</b>	<b>31</b>	<b>34</b>	<b>19</b>

- 3.12 Adult football is the most dominant pitch type accounting for 34% of all football pitches. This is partly due to the fact that they often accommodate junior football 11v11 fixtures. FA pitch guidance states that under 17's and under 18's can play on adult pitches but that under 14's to under 16's should play on smaller pitches than adult teams.
- 3.13 Table 3.2 provides an overview of FA recommended pitch sizes for each format of the game including run offs.

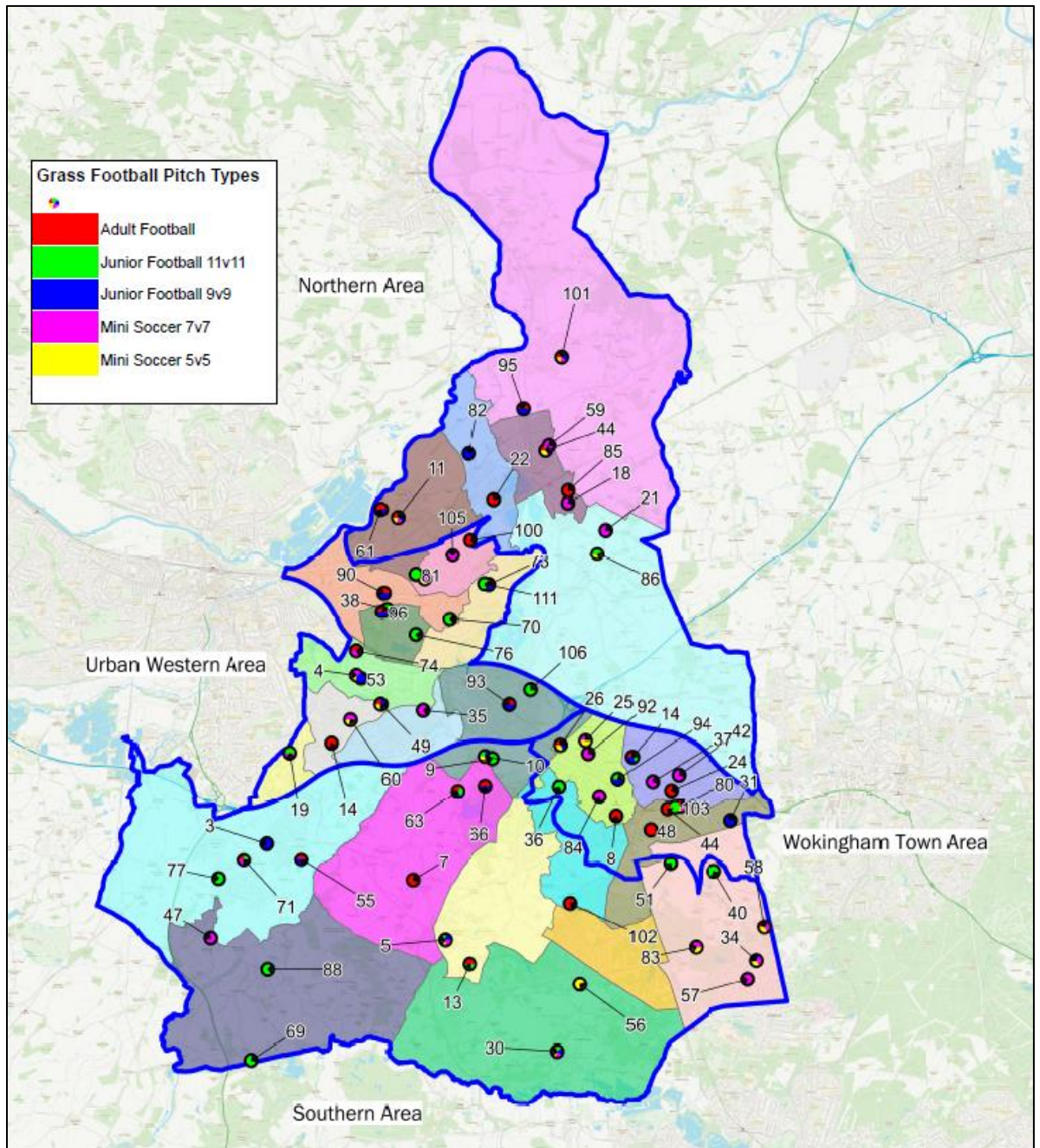
**Table 3.2 - FA recommended pitch sizes**

Format	Age groups	Recommended pitch size including run offs (metres)
Adult	U17 +	106 x 70
Youth 11v11	U15's & U16's	97 x 61
Youth 11v11	U13' & U14's	88 x 56
Youth 9v9	U11's & U12's	79 x 52
Mini Soccer 7v7	U9's & U10's	61 x 43
Mini Soccer 5v5	U7's & U8's	43 x 30

3.14 Table 3.22 later in this section provides an overview of grass football pitch provision in the Borough.

3.15 Figure 3.1 provides a spatial overview of where grass football pitches are located in Wokingham Borough. The numbers in Figure relate to the PPS site ID in Table 3.22.

**Figure 3.1 - Map of football pitches in Wokingham Borough**



### **Future proposals**

- 3.16 There are future proposals to develop new grass pitches at several sites in Wokingham Borough. Some of these are linked to housing developments at Strategic Development Locations. This includes the proposals at Arborfield Garrison, Gray's Farm and Hogwood Farm. The make-up of these sites will be confirmed upon completion of the PPS. There are also proposals to install drainage to the grass pitches at Cantley Park.
- 3.17 The University of Reading have four proposals on sites in Shinfield linked to Shinfield Parish Council. This includes the following:
- Northern Site – 4x adult football pitches;
  - High Copse Pavilion and Pitches – 2x adult pitches; and
  - Manor Sports – 2x mini soccer 7v7 pitches.
- 3.18 There is also a proposal that would result in an adult football pitch being lost at Millworth Lane Recreation Ground. This pitch is currently used by Shinfield Rangers FC.

### **Disused and lapsed pitches**

- 3.19 A disused site is a site that previously had pitches laid out but no longer does. Once a site has been disused for five years or more it becomes known as lapsed. This means it now falls outside of Sport England's statutory remit but is still assessed using the criteria within Paragraph 99 of the National Planning Policy Framework.
- 3.20 The following sites in Wokingham Borough are recorded as having previously had football pitches laid out but are currently disused:
- Bigshotte Park – 1 x junior 9v9 pitch previously provided;
  - Keephatch Park – 1 x junior 11v11 pitch previously provided;
  - Reading Cricket and Hockey Club – 2 x 5v5 mini soccer pitches, 2 x junior 9v9 pitches and 1 x adult football pitch; and
  - Rislely Recreation Ground – 1 x Junior football 11v11.
- 3.21 These pitches could be brought back in to use should there be sufficient demand, although it is worth noting that Reading Cricket and Hockey Club reported that they stopped providing football pitches on site due to the impact they were having on the quality of the cricket pitches and not lack of demand. The Bigshotte Park site ceased to be an option for hire due to residential complaints because of limited parking provisions.
- 3.22 It is assumed that any park or playing field sites are currently servicing informal demand.

3.23 The following sites are all recorded as being lapsed:

- Chiltern Way Academy (Wokingham) – 1 x junior football pitch 11v11;
- Palmer Junior School – 1 x junior football pitch 11v11; and
- Reading FC (Hogwood Park) – 3 x adult football pitches.

3.24 The pitches at Reading FC (Hogwood Park) have been re-provided at a new training ground for the football club at Reading FC (Bearwood Park). These pitches are not available for community use, serving the professional football club and its academy only. The same was true of the pitches at Reading FC (Hogwood Park).

#### **Security of tenure**

3.25 Tenure at a site is deemed to be secured if the club has confirmed use of the site for the next three years. Where football pitches are located on local authority, parish or town council sites, tenure is generally deemed to be secured.

3.26 Tenure is generally deemed to be unsecured at education sites, unless known otherwise. Whilst education sites may provide community use of their facilities, this could be stopped at short notice. The following education sites are currently used by football clubs in Wokingham Borough:

- Hatch Ride Primary School;
- Radstock Primary School;
- St Crispin's School;
- The Forest School (Winnersh);
- The Holt School;
- The Piggott School; and
- The University of Reading (Bulmershe Pavilion).

3.27 It is worth noting that Woodley Wanderers have a three year rolling lease at the University Reading. (Bulmershe Pavilion) at the time of writing.

3.28 Where possible community use agreements should be developed on these sites to protect the use of football clubs. The impact of this not happening will be assessed as a scenario in the strategy and action plan.

3.29 Security of use is deemed an issue at Goals (Reading). The site is currently used by the Berkshire Youth Development League as a central venue for its mini soccer provision and there is currently no formal agreement in place for this. This should be a priority and will be captured in the strategy and action plan.

3.30 Security of use is also deemed to be an issue at Arborfield Garrison Pitches which is currently managed by Crest Nicholson. It is understood that future proposal to develop this site could result in the management of the sport pitches being handed over to WBC or another operator.



## Quality

- 3.31 All sites containing grass football pitches in Wokingham Borough were visited where possible and a non-technical assessment was completed to determine pitch quality, using FA non-technical assessment guidance. Pitches were then rated as Good, Standard or Poor based on the following parameters based on their score.

Good (80% or above);

Standard (50%-79.9%);

Poor (49.9% or below).

- 3.32 The quality of a pitch impacts upon the carrying capacity of that site. This can be influenced by factors such as maintenance or how much pitches are used. The tables below provide an overview of pitch quality at sites containing football pitches available for community use by each sub analysis area.
- 3.33 It wasn't possible to gain access to the following sites in order to complete an assessment of their pitches and therefore they are not included in Table 3.3 overleaf. None of these sites currently provide community use of their pitches.
- Bearwood Primary School;
  - Hawthorns Primary School;
  - Highwood Primary School;
  - Reading FC (Bearwood Park);
  - South Lake Primary School;
  - St Dominic Savio Catholic Primary School;
  - Willow Bank Junior School;
  - Winnersh Primary School; and
  - Woodley CE Primary School;

3.34 Table 3.3 provides an overview of the number of good, standard and poor quality football pitches in the Northern Area by each pitch type.

**Table 3.3 - Football pitch quality in the Northern Area**

Quality Rating	Adult Football pitches	Junior Football 11v11 pitches	Junior Football 9v9 pitches	Mini Soccer 7v7 pitches	Mini Soccer 5v5 pitches
Good	0	3	2	5	4
Standard	12	2	7	1	1
Poor	2	0	0	0	0
<b>Total</b>	<b>14</b>	<b>5</b>	<b>9</b>	<b>6</b>	<b>5</b>

3.35 Table 3.4 provides an overview of the number of good, standard and poor quality football pitches in the Southern Area by each pitch type.

**Table 3.4 - Football pitch quality in the Southern Area**

Quality rating	Adult pitches	Junior Football 11v11 pitches	Junior Football 9v9 pitches	Mini Soccer 7v7 pitches	Mini Soccer 5v5 pitches
Good	1	0	1	0	0
Standard	4	3	4	4	6
Poor	4	5	3	3	1
<b>Total</b>	<b>9</b>	<b>8</b>	<b>8</b>	<b>7</b>	<b>7</b>

3.36 Table 3.5 provides an overview of the number of good, standard and poor quality football pitches in the Urban Western Area by each pitch type.

**Table 3.5 - Football pitch quality in the Urban Western Area**

Quality rating	Adult pitches	Junior Football 11v11 pitches	Junior Football 9v9 pitches	Mini Soccer 7v7 pitches	Mini Soccer 5v5 pitches
Good	5	0	1	0	1
Standard	8	1	5	13	1
Poor	6	0	3	5	2
Total	19	1	9	18	4

3.37 Table 3.6 provides an overview of the number of good, standard and poor quality football pitches in the Wokingham Town Area by each pitch type.

**Table 3.6 - Football pitch quality in the Wokingham Town Area**

Quality rating	Adult pitches	Junior Football 11v11 pitches	Junior Football 9v9 pitches	Mini Soccer 7v7 pitches	Mini Soccer 5v5 pitches
Good	2	0	0	0	1
Standard	2	0	3	3	2
Poor	6	1	2	0	0
Total	10	1	5	3	3

3.38 The majority of football pitches in Wokingham Borough were assessed as standard, 54% (82) in total, 29% (43) of pitches were assessed as poor and 17% (26) of pitches were assessed as good. Quality ratings for each pitch are shown in Table 3.22 later in this report.

### **FA Grass Pitch Improvement Programme**

3.39 The FA, in conjunction with the Football Foundation and Ground Management Association (GMA) run a Grass Pitch Improvement Programme. This enables clubs and sites to receive advice and guidance on better pitch management and maintenance. They are able to complete a self-assessment of their pitches through the PitchPower app. This generates a report completed by a GMA Regional Pitch Advisor outlining where improvements to pitches can be made. Using this report, clubs and sites are able to apply for funding from the Football Foundation for maintenance contractor works, such as deep aeration and fertilisation via their Grass Pitch Maintenance Fund. Applications can also be submitted for funding towards maintenance kit and equipment identified within a report, such as tractors and mowers. The following sites have benefitted from receiving a grass pitch assessment report via this programme:

- Barkham Park;
- Berkshire County Sports Club;
- Bohunt School Pitches;
- Cantley Park;
- Chalfont Park;
- Elizabeth Park;
- Emmbrook Sports and Social Club;
- Finchampstead Memorial Ground;
- Laurel Park;
- Millworth Lane Recreation Ground;
- Pinewood Centre;
- Ryeish Green Sports Hub;
- Sandford Park;
- St Sebastian Playing Fields;
- Waingels College;
- Wargrave Recreation Ground; and
- Waverley Way Play Area.

3.40 The LFFP also identified a numbers of key grass pitch sites deemed to be strategically important for improvements. Priority was given to sites containing three pitches or more, however, sites with fewer pitches were included if their importance for football could be demonstrated. The following sites were identified within the LFFP for grass pitch improvements:

- Berkshire County Sports;
- Cantley Park;
- Laurel Park;
- Millworth Lane Recreation Ground;
- Pinewood Centre;
- Ryeish Green Sports Hub;
- Sol Joel Park;
- St Crispin’s School;
- Stanlake Meadow; and
- Woodford Park Leisure Centre.

**Ancillary provision**

3.41 Ancillary provision at sites containing football pitches was assessed where possible. The assessment looks at changing rooms for players and officials (including showers and toilets), provision of player and spectator toilets, catering provision and whether or not facilities are accessible for people with disabilities. Car parking provision is also considered.

3.42 Table 3.7 provides an overview of the quality of ancillary provision at sites containing football pitches available for community use. Sites with N/A against them have no ancillary provision available at the site.

**Table 3.7 - Ancillary provision at football sites available for community use**

Site Name	Sub Analysis Area	PPS Site ID	Quality of ancillary faculties
Alder Grove Church of England Primary School	Southern Area	3	N/A
Aldryngton Primary School	Urban Western Area	4	N/A
Arborfield Garrison Pitches	Southern Area	5	N/A
Arborfield Park	Southern Area	7	Standard
Barkham Park	Wokingham Town Area	8	N/A

Site Name	Sub Analysis Area	PPS Site ID	Quality of ancillary facilities
Bearwood Recreation Ground	Southern Area	10	Poor
Berkshire County Sports Club	Northern Area	11	Standard
Bohunt School Pitches	Southern Area	13	Good
Cantley Park	Wokingham Town Area	14	Good
Chalfont Park	Urban Western Area	14	N/A
Chalfont Park	Urban Western Area	15	N/A
Crosfields School	Urban Western Area	19	Standard
East Park Farm	Northern Area	22	Good
Elizabeth Park (Wokingham)	Wokingham Town Area	24	N/A
Emmbrook Sports and Social Club	Wokingham Town Area	26	Good
Finchampstead Memorial Ground	Southern Area	30	Standard
Floreat Montague Park School	Wokingham Town Area	31	Standard
Hatch Ride Primary School	Southern Area	34	Poor
Hawkedon Primary School	Urban Western Area	35	N/A
King George V Playing Field (Wokingham)	Northern Area	44	N/A
King George V Recreation Ground (Twyford)	Northern Area	44	N/A
Langborough Recreation Ground	Wokingham Town Area	48	Standard
Laurel Park	Urban Western Area	49	Poor
Maiden Erlegh School	Urban Western Area	53	Standard
Millworth Lane Recreation Ground	Southern Area	55	Poor
Nine Mile Ride Primary School	Southern Area	56	N/A

Site Name	Sub Analysis Area	PPS Site ID	Quality of ancillary facilities
Pinewood Centre	Southern Area	58	N/A
Radstock Primary School	Urban Western Area	60	N/A
Riseley Recreation Ground	Southern Area	69	Good
Ryeish Green Sports Hub	Southern Area	71	Good
Sandford Park	Urban Western Area	73	N/A
Sol Joel Park	Urban Western Area	74	Good
Spencers Wood Recreation Ground	Southern Area	77	Standard
St Crispin's School	Wokingham Town Area	80	Standard
St Patricks Recreation Ground	Northern Area	82	N/A
St Sebastian's Playing Field	Southern Area	83	Good
Stanlake Meadow	Northern Area	85	Poor
Stow Bridge	Northern Area	86	N/A
Swallowfield Recreation Ground	Southern Area	88	N/A
The Bulmershe School	Urban Western Area	90	Standard
The Emmbrook School	Wokingham Town Area	92	Standard
The Forest School (Winnersh)	Urban Western Area	93	Standard
The Piggott School	Northern Area	95	Standard
The University of Reading (Bulmershe Pavilion)	Urban Western Area	96	Good
Waingels College	Urban Western Area	100	Standard
Wargrave Recreation Ground	Northern Area	101	Standard
Waverley Way Play Area	Southern Area	102	N/A

Site Name	Sub Analysis Area	PPS Site ID	Quality of ancillary facilities
Woodford Park Leisure Centre	Urban Western Area	109	Good

- 3.43 There are currently 10 sites containing ancillary provision rated as good. There are 15 sites with ancillary provision assessed as standard and 6 as poor. There are also 18 sites that don't provide ancillary provision.
- 3.44 Of the sites where ancillary provision was rated as poor, two of these only provide toilet provision. These are both education sites. Hatch Ride Primary School provide one junior football 9v9v pitch and St Pauls Junior School provide two mini soccer 7v7 pitches. All remaining sites are multi pitch sites that are heavily utilised by clubs. Bearwood Recreation Ground is a four pitch site that is used by Winnersh Rangers. The ancillary provision on site was assessed as poor due to its appearance, internally and externally, it's lack of officials changing and the provision of communal showers. Laurel Park is an eight pitch site that is used by Laurel Park FC. The ancillary provision was assessed as poor due to its appearance internally and externally, it's lack of officials changing and communal showers and toilet facilities. The car parking provided was also identified as being inadequate. Millworth Lane Recreation Ground is a two pitch site used by Richfield Vets and Shinfield Rangers. The ancillary provision was assessed as poor due to appearance internally and externally, it's lack of officials changing and communal showers and toilet facilities. The car parking provided was also identified as being inadequate. Stanlake Meadow is a two pitch site used by Twyford Comets. It was assessed as poor due to its appearance internally and externally, for only providing one changing room and not providing any shower provision.
- 3.45 During the consultation Finchampstead FC reported that they have planning permission to redevelop the pavilion at Finchampstead Memorial Ground. Wokingham and Emmbrook FC also reported that they are looking to complete some refurbishment works to their pavilion at Wokingham Sports and Social Club. This is part of wider works to the site to ensure that it continues to meet ground grading requirements for the level their first team play at in the National League System.

### Demand

- 3.46 In total there are currently 70 football clubs playing in Wokingham Borough who between them have 654 teams. Table 3.8 provides a breakdown of male teams and Table 3.9 provides a breakdown of female teams who play within each of the sub analysis areas across the various age groups. Whilst teams have been split by gender, it's worth noting that mixed teams are permitted up to under 18's football within the FA Standard Code of Rules and it is commonplace for teams to be mixed, especially at the mini soccer age groups.

**Table 3.8 - Male football teams in Wokingham Borough**

Sub Analysis Area	Adult teams	Junior Football 11v11 teams	Junior Football 9v9 teams	Mini Soccer 7v7 teams	Mini Soccer 5v5 teams
Northern Area	8	31	19	14	12
Southern Area	14	47	21	35	39
Wokingham Town Area	23	31	7	3	5



Sub Analysis Area	Adult teams	Junior Football 11v11 teams	Junior Football 9v9 teams	Mini Soccer 7v7 teams	Mini Soccer 5v5 teams
Urban Western Area	20	44	37	69	77
<b>Total</b>	<b>65</b>	<b>153</b>	<b>84</b>	<b>121</b>	<b>133</b>

- 3.47 There are currently 556 male teams playing in Wokingham Borough. The Urban Western Area currently accounts for 44% of male team demand. This is largely due to the Berkshire Youth Development League having three of its central venues operating in this area at Goals (Reading), Woodford Park Leisure Centre and Sol Joel Park.

**Table 3.9 - Female football teams in Wokingham Borough**

Sub Analysis Area	Adult teams	Junior Football 11v11 teams	Junior Football 9v9 teams	Mini Soccer 7v7 teams	Mini Soccer 5v5 teams
Northern Area	5	15	8	5	3
Southern Area	3	7	7	5	2
Wokingham Town Area	1	6	4	3	3
Urban Western Area	3	4	5	7	2
<b>Total</b>	<b>12</b>	<b>32</b>	<b>24</b>	<b>20</b>	<b>10</b>

- 3.48 In total there are 98 female teams playing in Wokingham Borough. The Northern Area currently accounts for 44% of all female team demand.

### **The National League System**

- 3.49 The National League System is a series of leagues for adult men's teams that consists of steps (1-6) up to the Football League. Clubs can be promoted and relegated throughout the system. Each step has its own set of ground grading requirements that clubs must adhere to in order to compete. The requirements for each step are categorised from 1-7. ([FA National League System – Ground Grading](#))
- 3.50 Table 3.10 provides an overview of teams in Wokingham Borough who currently compete within the National League System and are therefore required to comply with ground grading requirements.

**Table 3.10 - National League System clubs in Wokingham Borough**

Club name	Step	League
Finchampstead	Regional Feeder League	Thames Valley Premier League

Club name	Step	League
Wargrave First	Regional Feeder League	Thames Valley Premier League
Woodley United First	Step 6	The Cherry Red Records Combined Counties Football League
Wokingham & Emmbrook First	Step 5	The Cherry Red Records Combined Counties Football League

- 3.51 Woodley United First are currently displaced outside of Wokingham Borough and play their home fixtures at the Rivermoor Stadium in neighbouring Reading Borough. This is the case for Wargrave First who play at The Gore (Burnham FC) in Buckinghamshire This is because both teams can't access facilities of the right level locally to meet ground grading requirements for their league.

#### Women's National League System

- 3.52 The Women's National League System is similar to the men's but involves a series of tiers (1-7). Teams can also be promoted and relegated between the leagues. There is also a set of ground grading requirements that clubs must adhere to (A-C). Table 3.11 shows women's teams in the Borough who currently compete in the Women's National League System.

**Table 3.11 - Women's National League System clubs in Wokingham Borough**

Club name	Tier	League
Wargrave Women & Girls FC 1 <sup>st</sup> Teams	Tier 7	Thames Valley County Womans League
Woodley United Ladies	Tier 5	Southern Region Women's Football League

#### Imported demand

- 3.53 Imported demand is demand that comes from outside of the study area to access provision due to a lack of provision where they are located.
- 3.54 Table 3.12 provides an overview of imported demand within the Borough.

**Table 3.12 - Imported demand in Wokingham Borough**

Team Name	Where the imported demand takes place	Imported From
Arbor Athletic FC	Bohunt School Pitches	Reading
Brothers United FC	Sol Joel Park	Reading
Caversham AFC U11 Cobras	Goals (Reading)	Reading

Team Name	Where the imported demand takes place	Imported From
Caversham AFC U11 Vipers	Goals (Reading)	Reading
Caversham AFC U12 Gators	Goals (Reading)	Reading
Caversham AFC U8 Oranges	Goals (Reading)	Reading
Caversham AFC U8 Yellows	Goals (Reading)	Reading
Caversham AFC U9 Kestrels	Goals (Reading)	Reading
Caversham AFC U9 Red Kites	Goals (Reading)	Reading
Centre Skills U10	Goals (Reading)	Reading
Centre Skills U12 Gold	Sol Joel Park	Reading
Centre Skills U7	Goals (Reading)	Reading
Centre Skills U8	Goals (Reading)	Reading
Centre Skills U9	Goals (Reading)	Reading
Centre Skills U9 Diamond	Goals (Reading)	Reading
Centre Skills U9 Gold	Goals (Reading)	Reading
Eldon Celtic Juniors U9 Lions (Summer)	Goals (Reading)	Reading
Reading FC U10	Reading FC (Bearwood Park)	Reading
Reading FC U11	Reading FC (Bearwood Park)	Reading
Reading FC U12	Reading FC (Bearwood Park)	Reading
Reading FC U13	Reading FC (Bearwood Park)	Reading
Reading FC U14	Reading FC (Bearwood Park)	Reading
Reading FC U15	Reading FC (Bearwood Park)	Reading
Reading FC U16	Reading FC (Bearwood Park)	Reading

Team Name	Where the imported demand takes place	Imported From
Reading FC U18	Reading FC (Bearwood Park)	Reading
Reading FC U9	Reading FC (Bearwood Park)	Reading
South Reading U10	Goals (Reading)	Reading
Berks County Rovers	Ryeish Green Sports Hub	Bracknell
Berks County Swords	Ryeish Green Sports Hub	Bracknell
SF7 F.C. First	Cantley Park	Bracknell
Burghfield U10 Jets	Goals (Reading)	West Berkshire
Burghfield U10 Panthers	Goals (Reading)	West Berkshire
Burghfield U10 Titans	Goals (Reading)	West Berkshire
Burghfield U7 Lions	Goals (Reading)	West Berkshire
Burghfield U7 Pumas	Goals (Reading)	West Berkshire
Burghfield U7 Tigers	Goals (Reading)	West Berkshire
Burghfield U8 Jaguars	Goals (Reading)	West Berkshire
Burghfield U8 Leopards	Goals (Reading)	West Berkshire
Burghfield U8 Lions	Goals (Reading)	West Berkshire
Burghfield U8 Panthers	Goals (Reading)	West Berkshire
Burghfield U8 Pumas	Goals (Reading)	West Berkshire
Burghfield U8 Tigers	Goals (Reading)	West Berkshire
Burghfield U9 Bluebirds	Goals (Reading)	West Berkshire
Burghfield U9 Ice	Goals (Reading)	West Berkshire
Burghfield U9 Lions	Goals (Reading)	West Berkshire

Team Name	Where the imported demand takes place	Imported From
Calcot Royals U7	Goals (Reading)	West Berkshire
Theale Tigers U10	Woodford Park Leisure Centre	West Berkshire
Theale Tigers U10	Woodford Park Leisure Centre	West Berkshire
Theale Tigers U11	Woodford Park Leisure Centre	West Berkshire
Theale Tigers u7	Woodford Park Leisure Centre	West Berkshire
Theale Tigers U8	Woodford Park Leisure Centre	West Berkshire
Theale Tigers U8 Orange	Woodford Park Leisure Centre	West Berkshire
Westwood Wanderers U10 Colts	Goals (Reading)	West Berkshire
Westwood Wanderers U10 Hoops	Woodford Park Leisure Centre	West Berkshire
Westwood Wanderers U7	Goals (Reading)	West Berkshire
Westwood Wanderers U7 Colts	Goals (Reading)	West Berkshire
Westwood Wanderers U7 Greens	Goals (Reading)	West Berkshire
Westwood Wanderers U7 Hoops	Goals (Reading)	West Berkshire
Westwood Wanderers U7 Wanderers	Goals (Reading)	West Berkshire
Westwood Wanderers U8 Colts	Goals (Reading)	West Berkshire
Westwood Wanderers U8 Hoops	Goals (Reading)	West Berkshire
Westwood Wanderers U8 Wanderers	Goals (Reading)	West Berkshire
Westwood Wanderers U9 Greens	Goals (Reading)	West Berkshire
Westwood Wanderers U9 Hoops	Goals (Reading)	West Berkshire

3.55 In total there are 64 teams accessing football pitch provision in Wokingham Borough who come from outside the study area. The majority of demand (53%) comes from West Berkshire District, this equates to 34 teams. There are 27 teams from Reading (42%) and 3 teams (5%) from Bracknell Forest Borough.

- 3.56 The majority of this demand (78%) is generated from teams playing in the Berkshire Youth Development League, this equates to 50 teams of imported demand. The league operates on a central venue basis at mini soccer age groups using Goals (Reading), Woodford Park Leisure Centre and Sol Joel Park as venues.

#### Exported demand

- 3.57 Exported demand is demand that can't be catered for within the study area and therefore takes place outside of this.
- 3.58 Table 3.13 shows exported demand from football clubs in Wokingham Borough to other local authorities.

**Table 3.13 - Exported demand from Wokingham Borough**

Team Name	Where the exported demand takes place	Exported to
AFC Reading U11 Falcons	Kings Meadow (Reading)	Reading
AFC Reading U11 Mohawks	Kings Meadow (Reading)	Reading
AFC Reading U11 Tornadoes	Kings Meadow (Reading)	Reading
Centre Skills U12 Gold	Cintra Park (Reading)	Reading
Dynamo Tekkers U13 Black	The Oratory School	Reading
Mac FC Men's	South Reading Leisure Centre (Reading)	Reading
Pinewood U10 Lionesses Girls	Jennett's Park School (Bracknell Forest)	Bracknell Forest
Pinewood U10 Tigress Girls	Great Hollands (Bracknell Forest)	Bracknell Forest
Pinewood U10 Pandas	Jennett's Park School (Bracknell Forest)	Bracknell Forest
Pinewood U10 Piranhas	Wild Moor Heath School (Bracknell Forest)	Bracknell Forest
Pinewood U10 Polar Bears	Jennett's Park School (Bracknell Forest)	Bracknell Forest
Pinewood U11 Pandas	Wild Moor Heath School (Bracknell Forest)	Bracknell Forest
Pinewood U12 Panthers	Jennett's Park School (Bracknell Forest)	Bracknell Forest
Pinewood U12 Polecats	Jennett's Park School (Bracknell Forest)	Bracknell Forest
Pinewood U12 Predators	Jennett's Park School (Bracknell Forest)	Bracknell Forest

Team Name	Where the exported demand takes place	Exported to
Pinewood U12 Pythons	Jennett's Park School (Bracknell Forest)	Bracknell Forest
Pinewood U12 Lioness Girls	Great Hollands (Bracknell Forest)	Bracknell Forest
Pinewood U8 Pandas	Edgebarrow School (Bracknell Forest)	Bracknell Forest
Pinewood U9 Panthers	Wild Moor Heath School (Bracknell Forest)	Bracknell Forest
Pinewood U9 Polecats	Edgebarrow School (Bracknell Forest)	Bracknell Forest
Pinewood U9 Predators	Wild Moor Heath School (Bracknell Forest)	Bracknell Forest
Wargrave First	The Gore (Burnham FC - Buckinghamshire)	Buckinghamshire
Whiteknights FC U10 Rangers	University of Reading Sportspark (Reading)	Reading
Whiteknights FC U11 Royals	University of Reading Sportspark (Reading)	Reading
Whiteknights FC U12 Rangers	University of Reading Sportspark (Reading)	Reading
Whiteknights FC U12 Wanderers	University of Reading Sportspark (Reading)	Reading
Whiteknights FC U12 White Foxes	University of Reading Sportspark (Reading)	Reading
Whiteknights FC U7	University of Reading Sportspark (Reading)	Reading
Whiteknights FC U8	University of Reading Sportspark (Reading)	Reading
Whiteknights FC U9 Panthers	University of Reading Sportspark (Reading)	Reading
Whiteknights U6Development	University of Reading Sportspark (Reading)	Reading
Woodley United First	Rivermoor Stadium (Reading)	Reading
Woodley United U12 Cyclones	University of Reading Sportspark (Reading)	Reading
Woodley United U12 Spitfires	University of Reading Sportspark (Reading)	Reading
Woodley United U12 Typhoons	University of Reading Sportspark (Reading)	Reading
Woodley United Veterans	Aldermaston Recreation Society (Reading)	Reading

Team Name	Where the exported demand takes place	Exported to
Westwood Wanderers U13	Coley Recreation Ground (Reading)	Reading
Westwood Wanderers U13 Colts	Denfield School (Reading)	Reading
Westwood Wanderers U14 Whites	Coley Recreation Ground (Reading)	Reading

3.59 There are currently 39 Wokingham Borough teams who are accessing pitch provision in neighbouring local authorities. The majority of this demand (48%) is being exported to Reading, this equates to 23 teams in total. This is largely due to 17 teams who play in the Berkshire Youth Development League who are accessing central venue sites in Reading as part of the league. Woodley United reported during the consultation that they are accessing the Rivermoor Stadium in Reading for their men's first team as there aren't suitable stadia facilities in Wokingham Borough to meet their ground grading requirements for the league that they play in.

#### Latent Demand

3.60 Latent demand refers to demand that exists but can't be catered for due to a lack of available provision. Table 3.14 shows clubs in Wokingham Borough who reported latent demand and if they would require playing pitches, training facilities or both in order to meet this.

**Table 3.14 - Latent demand from football clubs in Wokingham Borough**

Team Name	Demand for playing pitches	Demand for training provision
Arborfield Aces	Yes	No
Ashridge Park FC	Yes	Yes
Berks Elite FC	Yes	Yes
Dynamo Tekkers	Yes	Yes
Finchampstead FC	Yes	Yes
Harchester Hawkes FC	Yes	Yes
Laurel Park FC	Yes	Yes
Pinewood FC	Yes	Yes
Reeves Rangers FC	Yes	Yes
Shinfield Rangers FC	Yes	Yes



Team Name	Demand for playing pitches	Demand for training provision
Spencers Wood FC	Yes	Yes
Wargrave Wolves FC	Yes	Yes
Wargrave Women and Girls FC	Yes	Yes
White Knights FC	Yes	Yes
Wokingham & Emmbrook FC	Yes	Yes
Woodley United FC	Yes	Yes

3.61 All clubs who reported latent demand stated that access to training provision, particularly a 3G AGPs was required to meet this demand, with the exception of Arborfield Aces. Finchampstead FC also reported that they require access to changing facilities for their female teams.

#### **Unmet demand**

3.62 Unmet demand refers to existing demand that can't currently access pitch provision. This can often result in clubs having waiting lists for players or teams, because they can't accommodate them. The following football clubs reported unmet demand in the Borough:

- Reeves Rangers FC;
- Shinfield Rangers;
- Spencers Wood FC;
- Wokingham & Emmbrook FC; and
- Woodley United.

#### **Future demand**

3.63 Future demand can be developed in two ways, clubs may actively try to increase their team numbers in order to grow their club. This may be supported by the relevant NGB through funded programmes or support to help deliver objectives within their strategy.

3.64 As part of the consultation process clubs were asked about any aspirations they have to develop their existing team numbers. Table 3.15 shows clubs who reported aspirations to increase their current team numbers during the consultation and includes their anticipated growth in each category.

**Table 3.15 - Reported future team growth**

Club Name	Adult Men's Teams	Adult Women's Teams	Junior Boy's Teams	Junior Girl's Teams	Mini Soccer Teams
Finchampstead FC	1	1	0	6	0
Reeves Rangers FC	0	0	3	2	3
AFC Charvil	0	0	1	0	0
AFC Reading	1	1	2	2	0
Finchampstead Athletic	1	0	0	0	0
Winnersh Rangers	0	0	1	1	1
Dynamo Tekkers	1	1	5	1	2
Wokingham & Emmbrook FC	0	1	5	1	3
Woodley United FC	0	0	0	0	3
Twyford Comets FC	0	0	3	2	0
Ashridge Park FC	0	1	0	0	0
Pinewood FC	1	0	2	1	4
Woodley Wanderers FC	0	0	11	0	7
Arborfield Aces	1	1	2	1	2
FC Woodley	1	0	0	0	0
Woodley Saints	0	0	0	0	1
Laurel Park FC	0	0	2	3	0
Shinfield Rangers FC	1	1	2	2	2
Harchester Hawkes FC	1	1	1	1	2
<b>Total</b>	<b>9</b>	<b>8</b>	<b>40</b>	<b>23</b>	<b>30</b>

3.65 Football clubs in Wokingham Borough reported plans to increase their existing team numbers by a combined total of 110 teams in total. The impact of this in terms of additional pitch requirements will be assessed as a scenario in the strategy and action plan. The following clubs also reported that access to playing and training facilities would be an issue for them in fulfilling their predicted growth.

- Finchampstead FC;
- Spencers Wood FC;
- Dynamo Tekkers;
- Pinewood FC;
- FC Woodley;
- Shinfield Rangers; and
- Harchester Hawkes.

3.66 The Berkshire Youth Development League were also consulted with. They reported that they would like to access more pitches in Wokingham Borough to develop the league, but they aren't readily available. They have secured an additional venue for next season which is located in West Berkshire District. The League reported that they would like to have the majority of their provision located in Wokingham Borough or Reading Borough, subject to there being sufficient pitches of the right quality available.

#### **Weetabix Wildcats**

3.67 The Weetabix Wildcats programme is aimed at increasing participation in girl's aged 5-11. Sessions are typically run by clubs, schools or community organisations who want to develop female football. Sessions are delivered by qualified coaches with an emphasis on fun and enjoyment. There are currently 1,250 Weetabix Wildcats centres hosted around the country.

3.68 There are four Weetabix Wildcats session currently being delivered in the Borough, these are being delivered by Berks Elite, Pinewood FC, Reeves Rangers FC and Shinfield Rangers FC.

### **Team Generation Rates (TGRs)**

- 3.69 Another way that future demand can be calculated is by looking at population forecasts and how these impact upon Team Generation Rates (TGRs).
- 3.70 Future population forecasts have been developed by calculating future growth from data provided by ORS for development of the WBC Local Housing Needs Assessment. These have been developed to show the anticipated population change across Wokingham Borough and by each sub analysis areas. TGRs have been rounded down to the nearest whole number. These can be seen in the tables overleaf.

- 3.71 The team numbers in the tables for TGRs differ slightly to those shown in tables 3.8 and 3.9. Under 18's and under 17's team are technically classified and being junior teams but are required to play on adult pitches. Therefore these teams have added to the adult team numbers for the TGRs.
- 3.72 Table 3.16 show TGRs for football teams across Wokingham Borough.

**Table 3.16 - TGRs for football teams in Wokingham Borough**

Age groups	Number of teams in age group within the area	Current population in age group within the area (2023)	Future population in age group within the area (2040)	Current TGR	Population changes in age group	Potential increase in team numbers in age group
Football Adult Men 11v11 (16-45yrs)	95	29,261	30,058	308.011	797	2
Football Adult Women 11v11 (16-45yrs)	12	30,725	29,564	2560.42	-1,161	0
Football Junior Boys 11v11 (12-15yrs)	124	4,900	4,095	39.5161	-805	-20
Football Junior Girls 11v11 (12-15yrs)	32	4,765	3,721	148.906	-1,044	-7
Football Junior Boys 9v9 (10-11yrs)	89	2,635	2,205	29.6067	-430	-14
Football Junior Girls 9v9 (10-11yrs)	25	2,544	2,056	101.76	-488	-4
Football Mini Soccer Mixed 7v7 (8-9yrs)	141	4,903	4,760	34.773	-143	-4
Football Mini Soccer Mixed 5v5 (6-7yrs)	143	4,548	4,339	31.8042	-209	-6

3.73 Table 3.17 shows TGRs for football teams in Northern Area.

**Table 3.17 - TGRs for football teams in the Northern Area**

Age groups	Number of teams in age group within the area	Current population in age group within the area (2023)	Future population in age group within the area (2040)	Current TGR	Population changes in age group	Potential increase in team numbers in age group
Football Adult Men 11v11 (16-45yrs)	15	3,327	3,399	221.8	72	0
Football Adult Women 11v11 (16-45yrs)	5	3,331	3,237	666.2	-94	0
Football Junior Boys 11v11 (12-15yrs)	25	583	487	23.32	-96	-4
Football Junior Girls 11v11 (12-15yrs)	15	866	517	57.7333	-349	-6
Football Junior Boys 9v9 (10-11yrs)	19	333	278	17.5263	-55	-3
Football Junior Girls 9v9 (10-11yrs)	8	343	277	42.875	-66	-1
Football Mini Soccer Mixed 7v7 (8-9yrs)	19	591	544	31.1053	-47	-1
Football Mini Soccer Mixed 5v5 (6-7yrs)	15	528	497	35.2	-31	0

3.74 Table 3.18 shows TGRs for football teams in the Southern Area.

**Table 3.18 - TGRs for football teams in the Southern Area**

Age groups	Number of teams in age group within the area	Current population in age group within the area (2023)	Future population in age group within the area (2040)	Current TGR	Population changes in age group	Potential increase in team numbers in age group
Football Adult Men 11v11 (16-45yrs)	22	5,387	5,513	244.864	126	0
Football Adult Women 11v11 (16-45yrs)	3	5,983	5,842	1994.33	-141	0
Football Junior Boys 11v11 (12-15yrs)	38	1,016	848	26.7368	-168	-6
Football Junior Girls 11v11 (12-15yrs)	7	986	870	140.857	-116	0
Football Junior Boys 9v9 (10-11yrs)	25	527	441	21.08	-86	-4
Football Junior Girls 9v9 (10-11yrs)	8	528	427	66	-101	-1
Football Mini Soccer Mixed 7v7 (8-9yrs)	40	974	898	24.35	-76	-3
Football Mini Soccer Mixed 5v5 (6-7yrs)	41	928	869	22.6341	-59	-2

3.75 Table 3.19 shows TGRs for football teams in the Urban Western Area.

**Table 3.19 - TGRs for football teams in the Urban Western Area**

Age groups	Number of teams in age group within the area	Current population in age group within the area (2023)	Future population in age group within the area (2040)	Current TGR	Population changes in age group	Potential increase in team numbers in age group
Football Adult Men 11v11 (16-45yrs)	29	14,438	14,904	497.862	466	0
Football Adult Women 11v11 (16-45yrs)	3	14,146	14,520	4715.33	374	0
Football Junior Boys 11v11 (12-15yrs)	35	2,282	1,907	65.2	-375	-5
Football Junior Girls 11v11 (12-15yrs)	4	2,118	1,866	529.5	-252	0
Football Junior Boys 9v9 (10-11yrs)	38	1,187	993	31.2368	-194	-6
Football Junior Girls 9v9 (10-11yrs)	5	1,088	878	217.6	-210	0
Football Mini Soccer Mixed 7v7 (8-9yrs)	76	2,257	2076	29.6974	-181	-6
Football Mini Soccer Mixed 5v5 (6-7yrs)	79	2,091	1,960	26.4684	-131	-4



3.76 Table 3.20 shows TGRs for football teams in the Wokingham Town Area.

**Table 3.20 - TGRs for football teams in the Wokingham Town Area**

Age groups	Number of teams in age group within the area	Current population in age group within the area (2023)	Future population in age group within the area (2040)	Current TGR	Population changes in age group	Potential increase in team numbers in age group
Football Adult Men 11v11 (16-45yrs)	30	6,109	6,241	203.633	132	0
Football Adult Women 11v11 (16-45yrs)	1	6,357	6,501	6357	144	0
Football Junior Boys 11v11 (12-15yrs)	24	1,018	851	42.4167	-167	-3
Football Junior Girls 11v11 (12-15yrs)	6	1,072	945	178.667	-127	0
Football Junior Boys 9v9 (10-11yrs)	7	587	491	83.8571	-96	-1
Football Junior Girls 9v9 (10-11yrs)	4	584	472	146	-112	0
Football Mini Soccer Mixed 7v7 (8-9yrs)	6	1,080	994	180	-86	0
Football Mini Soccer Mixed 5v5 (6-7yrs)	8	1,075	1,012	134.375	-63	0

3.77 It is worth noting that TGRs don't take into consideration specific targeted work carried out by an NGB or individual clubs and organisations.

### Understanding the situation at individual sites

- 3.78 Capacity on football pitches is calculated by the number of matches a pitch can facilitate each week. Table 3.21 below shows FA guidance regarding grass pitch capacity and how many games each pitch type can facilitate depending on its quality. For example, a good quality adult 11v11 pitch can facilitate 3 matches per week, a standard pitch can facilitate 2 matches per week and a poor pitch 1 match per week. This is expressed in match equivalent sessions (MES).

**Table 3.21 - FA pitch capacity guidance**

Pitch type	Good (matches per week)	Standard (matches per week)	Poor (matches per week)
Adult (11v11)	3	2	1
Junior (Y11v11 & 9v9)	4	2	1
Mini (7v7 & 5v5)	6	4	2

- 3.79 Any sites that have unsecured use or that are not available for community use have been discounted if they have spare capacity.
- 3.80 Education sites are generally considered to be unsecured unless it has been evidenced otherwise. Local authority, town and parish council sites are considered to be secured. Club sites are dependent on the security of tenure a club has at that site.
- 3.81 Where education sites cater for community use the capacity ratings have been adjusted based on the information provided by the site regarding curricular and extra-curricular use of its pitches.

### Peak Demand

- 3.82 Peak demand for football in Wokingham Borough is as follows:
- Adult male football: Saturday afternoon and Sunday morning;
  - Adult female football: Sunday afternoon;
  - Junior football: Saturday morning and Saturday afternoon;
  - Mini Soccer: Saturday morning.
- 3.83 It wasn't possible to gain access to the following sites in order to complete an assessment of their pitches, hence they don't have a quality rating and haven't been included in Table 3.22 below. None of these sites currently provide community use of their pitches.
- Bearwood Primary School;
  - Hawthorns Primary School;
  - Highwood Primary School;

- Reading FC (Bearwood Park);
- South Lake Primary School;
- St Dominic Savio Catholic Primary School;
- Willow Bank Junior School;
- Winnersh Primary School; and
- Woodley CE Primary School;

### Match Equivalent Sessions (MES)

3.84 Each team who uses a pitch for matches are allocated 0.5 MES. Therefore, each pitch can accommodate a maximum of two teams at peak times. Table 3.22 looks at the existing capacity of a pitch based on its quality along with existing use to understand if there is any spare capacity. Spare capacity is then looked at against peak demand to assess if it is actual spare capacity.

**Table 3.22 -Capacity at football pitch sites in Wokingham Borough**

Site Name	Sub Analysis Area	PPS Site ID	Management Type	Pitch Type	Number of Pitches	Community Use Category	Security of Community Use	Pitch Quality	Carrying Capacity (MES)	Total Use (MES)	Balance (MES)	Spare Capacity at Peak Time	Comments
Alder Grove Church of England Primary School	Southern Area	3	School/ College / University (in house)	Junior Football 9v9	1	Available for community use and used	Unsecured	Standard	2	2	0	No	Pitch at capacity
Aldrynton Primary School	Urban Western Area	4	School/ College / University (in house)	Mini Soccer 5v5	1	Available for community use but unused	Unsecured	Standard	4	2	2	No	Discounted due to unsecured tenure
Aldrynton Primary School	Urban Western Area	4	School/ College / University (in house)	Mini Soccer 7v7	1	Available for community use but unused	Unsecured	Standard	4	2	2	No	Discounted due to unsecured tenure
Arborfield Garrison Pitches	Southern Area	5	Commercial Management	Junior Football 11v11	1	Available for community use and used	Unsecured	Poor	1	1	0	No	Pitch at capacity
Arborfield Garrison Pitches	Southern Area	5	Commercial Management	Junior Football 9v9	1	Available for community use and used	Unsecured	Poor	1	1	0	No	Pitch at capacity

Site Name	Sub Analysis Area	PPS Site ID	Management Type	Pitch Type	Number of Pitches	Community Use Category	Security of Community Use	Pitch Quality	Carrying Capacity (MES)	Total Use (MES)	Balance (MES)	Spare Capacity at Peak Time	Comments
Arborfield Garrison Pitches	Southern Area	5	Commercial Management	Mini Soccer 7v7	1	Available for community use and used	Unsecured	Poor	2	1.5	0.5	0.5	Spare capacity of 0.5 MES
Arborfield Garrison Pitches	Southern Area	5	Commercial Management	Mini Soccer 5v5	1	Available for community use and used	Unsecured	Poor	2	2.5	-0.5	No	Pitch overplayed
Arborfield Park	Southern Area	7	Local Authority (in house)	Adult Football	1	Available for community use and used	Secured	Standard	2	2.5	-0.5	No	Pitch overplayed
Barkham Park	Wokingham Town Area	8	Local Authority (in house)	Adult Football	1	Available for community use but unused	Secured	Poor	1	3.5	-2.5	No	Pitch overplayed
Bearwood Recreation Ground	Southern Area	10	Local Authority (in house)	Junior Football 11v11	1	Available for community use and used	Secured	Standard	2	2	0	No	Pitch at capacity
Bearwood Recreation Ground	Southern Area	10	Local Authority (in house)	Junior Football 9v9	1	Available for community use and used	Secured	Standard	2	1.5	0.5	0.5	Spare capacity of 0.5 MES
Bearwood Recreation Ground	Southern Area	10	Local Authority (in house)	Mini Soccer 7v7	1	Available for community use and used	Secured	Standard	4	1.5	2.5	2	Spare capacity of 2 MES

Site Name	Sub Analysis Area	PPS Site ID	Management Type	Pitch Type	Number of Pitches	Community Use Category	Security of Community Use	Pitch Quality	Carrying Capacity (MES)	Total Use (MES)	Balance (MES)	Spare Capacity at Peak Time	Comments
Bearwood Recreation Ground	Southern Area	10	Local Authority (in house)	Mini Soccer 5v5	1	Available for community use and used	Secured	Standard	4	2	2	2	Spare capacity of 2 MES
Berkshire County Sports Club	Northern Area	11	Sport Club	Adult Football	1	Available for community use and used	Secured	Poor	1	2.5	-1.5	No	Pitch overplayed
Berkshire County Sports Club	Northern Area	11	Sport Club	Junior Football 11v11	3	Available for community use and used	Secured	Good	12	9	3	No	Pitches at capacity
Berkshire County Sports Club	Northern Area	11	Sport Club	Junior Football 9v9	3	Available for community use and used	Secured	Standard	6	5.5	0.5	0.5	Spare capacity of 0.5 MES
Berkshire County Sports Club	Northern Area	11	Sport Club	Mini Soccer 7v7	3	Available for community use and used	Secured	Good	18	4.5	13.5	7.5	Spare capacity of 7.5 MES
Berkshire County Sports Club	Northern Area	11	Sport Club	Mini Soccer 5v5	2	Available for community use and used	Secured	Good	12	2.5	9.5	9.5	Spare capacity of 9.5 MES
Bohunt School Pitches	Southern Area	13	Local Authority (in house)	Adult Football	1	Available for community use and used	Secured	Standard	2	2	0	No	Pitch at capacity

Site Name	Sub Analysis Area	PPS Site ID	Management Type	Pitch Type	Number of Pitches	Community Use Category	Security of Community Use	Pitch Quality	Carrying Capacity (MES)	Total Use (MES)	Balance (MES)	Spare Capacity at Peak Time	Comments
Bohunt School Pitches	Southern Area	13	Local Authority (in house)	Junior Football 11v11	1	Available for community use and used	Unsecured	Standard	2	1	1	No	Discounted due to unsecured tenure
Cantley Park	Wokingham Town Area	14	Local Authority (in house)	Adult Football	4	Available for community use and used	Secured	Poor	4	10	-6	No	Pitches overplayed
Cantley Park	Wokingham Town Area	14	Local Authority (in house)	Junior Football 11v11	1	Available for community use and used	Secured	Poor	1	3	-2	No	Pitch overplayed
Cantley Park	Wokingham Town Area	14	Local Authority (in house)	Junior Football 9v9	2	Available for community use and used	Secured	Poor	2	3	-1	No	Pitches overplayed
Chalfont Park	Urban Western Area	14	Local Authority (in house)	Adult Football	2	Available for community use and used	Secured	Poor	2	5.5	-3.5	No	Pitches overplayed
Colleton Primary School	Northern Area	18	School/ College / University (in house)	Mini Soccer 7v7	1	Not available for community use	N/A	Standard	4	1	3	No	Spare capacity discounted as not available for community use

Site Name	Sub Analysis Area	PPS Site ID	Management Type	Pitch Type	Number of Pitches	Community Use Category	Security of Community Use	Pitch Quality	Carrying Capacity (MES)	Total Use (MES)	Balance (MES)	Spare Capacity at Peak Time	Comments
Crosfields School	Urban Western Area	19	Trust	Junior Football 11v11	1	Available for community use but unused	Unsecured	Standard	2	2.5	-0.5	No	Pitches overplayed
Crosfields School	Urban Western Area	19	Trust	Mini Soccer 7v7	5	Available for community use but unused	Unsecured	Standard	20	5	15	No	Spare capacity discounted due to unsecured tenure
Dolphin School	Northern Area	21	School/ College / University (in house)	Mini Soccer 7v7	1	Not available for community use	N/A	Standard	4	1	3	No	Discounted as not available for community use
East Park Farm	Northern Area	22	Local Authority (in house)	Adult Football	2	Available for community use and used	Secured	Standard	4	3.5	0.5	0.5	Spare capacity of 0.5 MES
Elizabeth Park (Wokingham)	Wokingham Town Area	24	Local Authority (in house)	Adult Football	1	Available for community use and used	Secured	Good	3	3	0	No	Pitch at capacity
Emmbrook Junior School	Wokingham Town Area	25	School/ College / University (in house)	Mini Soccer 7v7	1	Not available for community use	N/A	Standard	4	1	3	No	Discounted as not available for community use



Site Name	Sub Analysis Area	PPS Site ID	Management Type	Pitch Type	Number of Pitches	Community Use Category	Security of Community Use	Pitch Quality	Carrying Capacity (MES)	Total Use (MES)	Balance (MES)	Spare Capacity at Peak Time	Comments
Emmbrook Junior School	Wokingham Town Area	25	School/ College / University (in house)	Mini Soccer 5v5	1	Not available for community use	N/A	Standard	4	1	3	No	Discounted as not available for community use
Emmbrook Sports and Social Club	Wokingham Town Area	26	Sport Club	Adult Football	1	Available for community use and used	Secured	Good	3	2	1	0.5	Spare capacity of 0.5 MES
Emmbrook Sports and Social Club	Wokingham Town Area	26	Sport Club	Mini Soccer 5v5	1	Available for community use and used	Secured	Good	6	0.5	5.5	5	Spare capacity of 5 MES
Finchampstead Memorial Ground	Southern Area	30	Sport Club	Adult Football	1	Available for community use and used	Secured	Standard	2	4.5	-2.5	No	Pitch overplayed
Finchampstead Memorial Ground	Southern Area	30	Sport Club	Junior Football 11v11	1	Available for community use and used	Secured	Standard	2	5.5	-3.5	No	Pitch overplayed
Finchampstead Memorial Ground	Southern Area	30	Sport Club	Junior Football 9v9	1	Available for community use and used	Secured	Standard	2	4	-2	No	Pitch overplayed
Finchampstead Memorial Ground	Southern Area	30	Sport Club	Mini Soccer 7v7	1	Available for community use and used	Secured	Standard	4	4.5	-0.5	No	Pitch overplayed

Site Name	Sub Analysis Area	PPS Site ID	Management Type	Pitch Type	Number of Pitches	Community Use Category	Security of Community Use	Pitch Quality	Carrying Capacity (MES)	Total Use (MES)	Balance (MES)	Spare Capacity at Peak Time	Comments
Finchampstead Memorial Ground	Southern Area	30	Sport Club	Mini Soccer 5v5	1	Available for community use and used	Secured	Standard	4	4	0	No	Pitch at capacity
Floreat Montague Park School	Wokingham Town Area	31	Local Authority (in house)	Junior Football 9v9	1	Available for community use and used	Secured	Standard	2	1	1	1	Spare capacity of 1 MES
Hatch Ride Primary School	Southern Area	34	School/ College / University (in house)	Junior Football 9v9	1	Available for community use and used	Unsecured	Standard	2	4.5	-2.5	No	Pitch overplayed
Hawkedon Primary School	Urban Western Area	35	School/ College / University (in house)	Mini Soccer 7v7	1	Available for community use but unused	Unsecured	Standard	4	1	3	No	Discounted due to unsecured tenure
High Close School	Wokingham Town Area	37	Community Organisation	Mini Soccer 7v7	1	Not available for community use	N/A	Standard	4	1	3	No	Discounted as not available for community use
Holme Grange School	Southern Area	40	School/ College / University (in house)	Junior Football 11v11	3	Not available for community use	N/A	Good	12	3	9	No	Discounted as not available for community use
Keep Hatch Primary School	Wokingham Town Area	42	School/ College / University (in house)	Mini Soccer 7v7	1	Not available for community use	N/A	Standard	4	1	3	No	Discounted as not available for community use

Site Name	Sub Analysis Area	PPS Site ID	Management Type	Pitch Type	Number of Pitches	Community Use Category	Security of Community Use	Pitch Quality	Carrying Capacity (MES)	Total Use (MES)	Balance (MES)	Spare Capacity at Peak Time	Comments
King George V Playing Field (Wokingham)	Northern Area	112	Local Authority (in house)	Adult Football	1	Available for community use and used	Secured	Poor	1	4	-3	No	Pitch overplayed
King George V Recreation Ground (Twyford)	Northern Area	44	Local Authority (in house)	Adult Football	1	Available for community use and used	Secured	Standard	4	0.5	1.5	1.5	Spare capacity of 1.5 MES
King George V Recreation Ground (Twyford)	Northern Area	44	Local Authority (in house)	Junior Football 9v9	1	Available for community use and used	Secured	Standard	2	4	-2	No	Pitch overplayed
King George V Recreation Ground (Twyford)	Northern Area	44	Local Authority (in house)	Mini Soccer 7v7	1	Available for community use and used	Secured	Standard	4	3	1	1	Spare capacity of 1 MES
King George V Recreation Ground (Twyford)	Northern Area	44	Local Authority (in house)	Mini Soccer 5v5	1	Available for community use and used	Secured	Standard	4	1	3	3	Spare capacity of 3 MES
Lambs Lane Primary School	Southern Area	47	School/ College / University (in house)	Mini Soccer 7v7	1	Not available for community use	N/A	Standard	4	1	3	No	Discounted as not available for community use
Langborough Recreation Ground	Wokingham Town Area	48	Local Authority (in house)	Adult Football	1	Available for community use and used	Secured	Poor	1	1	0	No	Pitch at capacity

Site Name	Sub Analysis Area	PPS Site ID	Management Type	Pitch Type	Number of Pitches	Community Use Category	Security of Community Use	Pitch Quality	Carrying Capacity (MES)	Total Use (MES)	Balance (MES)	Spare Capacity at Peak Time	Comments
Laurel Park	Urban Western Area	49	Local Authority (in house)	Adult Football	3	Available for community use and used	Secured	Poor	3	8.5	-5.5	No	Pitches overplayed
Laurel Park	Urban Western Area	49	Local Authority (in house)	Junior Football 9v9	2	Available for community use and used	Secured	Poor	2	5	-3	No	Pitches overplayed
Laurel Park	Urban Western Area	49	Local Authority (in house)	Mini Soccer 7v7	2	Available for community use and used	Secured	Standard	8	5.5	2.5	2.5	Spare capacity of 2.5 MES
Laurel Park	Urban Western Area	49	Local Authority (in house)	Mini Soccer 5v5	1	Available for community use and used	Secured	Good	6	2.5	3.5	1.5	Spare capacity of 1.5 MES
Ludgrove School	Southern Area	51	School/ College / University (in house)	Junior Football 11v11	2	Not available for community use	N/A	Good	8	2	6	No	Discounted as not available for community use
Maiden Erlegh School	Urban Western Area	53	School/ College / University (in house)	Junior Football 9v9	1	Available for community use but unused	Unsecured	Standard	2	1	1	No	Spare capacity discounted due to unsecured tenure.

Site Name	Sub Analysis Area	PPS Site ID	Management Type	Pitch Type	Number of Pitches	Community Use Category	Security of Community Use	Pitch Quality	Carrying Capacity (MES)	Total Use (MES)	Balance (MES)	Spare Capacity at Peak Time	Comments
Millworth Lane Recreation Ground	Southern Area	55	Community Organisation	Adult Football	1	Available for community use and used	Secured	Good	3	2	1	1	Spare capacity of 1 MES
Millworth Lane Recreation Ground	Southern Area	55	Community Organisation	Junior Football 9v9	1	Available for community use and used	Secured	Good	4	2	2	1.5	Spare capacity of 1.5 MES
Nine Mile Ride Primary School	Southern Area	56	School/ College / University (in house)	Mini Soccer 5v5	1	Available for community use and used	Unsecured	Standard	4	1.5	2.5	No	Spare capacity discounted due to unsecured tenure.
Oaklands Junior School	Southern Area	57	School/ College / University (in house)	Mini Soccer 7v7	1	Not available for community use	N/A	Standard	4	1	3	No	Discounted as not available for community use
Pinewood Centre	Southern Area	58	Local Authority (in house)	Adult Football	1	Available for community use and used	Secured	Standard	2	4	-2	No	Pitches overplayed
Pinewood Centre	Southern Area	58	Local Authority (in house)	Mini Soccer 7v7	1	Available for community use and used	Secured	Standard	4	3.5	0.5	0.5	Spare capacity of 0.5 MES

Site Name	Sub Analysis Area	PPS Site ID	Management Type	Pitch Type	Number of Pitches	Community Use Category	Security of Community Use	Pitch Quality	Carrying Capacity (MES)	Total Use (MES)	Balance (MES)	Spare Capacity at Peak Time	Comments
Pinewood Centre	Southern Area	58	Local Authority (in house)	Mini Soccer 5v5	1	Available for community use and used	Secured	Standard	4	4	0	No	Pitch at capacity
Polehampton CE Junior School	Northern Area	59	School/ College / University (in house)	Mini Soccer 7v7	1	Not available for community use	N/A	Standard	4	1	3	No	Discounted as not available for community use
Radstock Primary School	Urban Western Area	60	School/ College / University (in house)	Mini Soccer 7v7	1	Available for community use and used	Unsecured	Poor	2	3.5	-1.5	No	Pitch overplayed
Radstock Primary School	Urban Western Area	61	School/ College / University (in house)	Mini Soccer 5v5	1	Available for community use and used	Unsecured	Poor	2	3.5	-1.5	No	Pitch overplayed
Reading Blue Coat School	Northern Area	61	School/ College / University (in house)	Adult Football	6	Not available for community use	N/A	Good	18	6	12	No	Discounted as not available for community use
Reading Blue Coat School	Northern Area	61	School/ College / University (in house)	Junior Football 9v9	2	Not available for community use	N/A	Good	8	2	6	No	Discounted as not available for community use
Reddam House	Southern Area	66	School/ College / University (in house)	Adult Football	3	Not available for community use	N/A	Standard	6	3	3	No	Discounted as not available for community use

Site Name	Sub Analysis Area	PPS Site ID	Management Type	Pitch Type	Number of Pitches	Community Use Category	Security of Community Use	Pitch Quality	Carrying Capacity (MES)	Total Use (MES)	Balance (MES)	Spare Capacity at Peak Time	Comments
Reddam House	Southern Area	66	School/ College / University (in house)	Junior Football 9v9	2	Not available for community use	N/A	Standard	4	2	2	No	Discounted as not available for community use
Riseley Recreation Ground	Southern Area	69	Local Authority (in house)	Junior Football 11v11	1	Available for community use and used	Secured	Poor	1	0.5	0.5	0.5	Spare capacity of 0.5 MES
Rivermead Primary School	Urban Western Area	70	School/ College / University (in house)	Junior Football 11v11	1	Not available for community use	N/A	Standard	2	0	2	No	Discounted as not available for community use
Ryeish Green Sports Hub	Southern Area	71	Local Authority (in house)	Adult Football	2	Available for community use and used	Secured	Poor	2	4.5	-2.5	No	Pitches overplayed
Ryeish Green Sports Hub	Southern Area	71	Local Authority (in house)	Junior Football 11v11	1	Available for community use and used	Secured	Poor	1	4.5	-3.5	No	Pitch overplayed
Ryeish Green Sports Hub	Southern Area	71	Local Authority (in house)	Junior Football 9v9	2	Available for community use and used	Secured	Poor	2	3	-1	No	Pitch overplayed
Ryeish Green Sports Hub	Southern Area	71	Local Authority (in house)	Mini Soccer 7v7	2	Available for community use and used	Secured	Poor	4	6.5	-2.5	No	Pitches overplayed

Site Name	Sub Analysis Area	PPS Site ID	Management Type	Pitch Type	Number of Pitches	Community Use Category	Security of Community Use	Pitch Quality	Carrying Capacity (MES)	Total Use (MES)	Balance (MES)	Spare Capacity at Peak Time	Comments
Sandford Park	Urban Western Area	73	Local Authority (in house)	Adult Football	1	Available for community use and used	Secured	Good	3	1.5	1.5	1.5	Spare capacity of 1.5 MES
Sandford Park	Urban Western Area	73	Local Authority (in house)	Junior Football 9v9	1	Available for community use and used	Secured	Poor	1	1	0	No	Pitch at capacity
Sol Joel Park	Urban Western Area	74	Local Authority (in house)	Adult Football	3	Available for community use and used	Secured	Standard	6	6	0	No	Pitch at capacity
Sol Joel Park	Urban Western Area	74	Local Authority (in house)	Mini Soccer 7v7	4	Available for community use and used	Secured	Standard	16	6.5	9.5	8	Spare capacity of 8 MES
Spencers Wood Recreation Ground	Southern Area	77	Local Authority (in house)	Junior Football 11v11	1	Available for community use and used	Secured	Poor	1	1	0	No	Pitch at capacity
St Crispin's School	Wokingham Town Area	80	School/ College / University (in house)	Adult Football	2	Available for community use and used	Unsecured	Standard	4	8	-4	No	Pitches overplayed
St Crispin's School	Wokingham Town Area	80	School/ College / University (in house)	Junior Football 9v9	2	Available for community use and used	Unsecured	Standard	4	4.5	-0.5	No	Pitches overplayed



Site Name	Sub Analysis Area	PPS Site ID	Management Type	Pitch Type	Number of Pitches	Community Use Category	Security of Community Use	Pitch Quality	Carrying Capacity (MES)	Total Use (MES)	Balance (MES)	Spare Capacity at Peak Time	Comments
St Crispin's School	Wokingham Town Area	80	School/ College / University (in house)	Mini Soccer 7v7	2	Available for community use and used	Unsecured	Standard	8	4	4	No	Discounted due to unsecured tenure
St Crispin's School	Wokingham Town Area	80	School/ College / University (in house)	Mini Soccer 5v5	2	Available for community use and used	Unsecured	Standard	8	4.5	3.5	No	Discounted due to unsecured tenure
St Patricks Recreation Ground	Northern Area	82	Local Authority (in house)	Junior Football 9v9	1	Available for community use but unused	Secured	Standard	2	0.5	1.5	1.5	Spare capacity of 1.5 MES
St Sebastian's Playing Field	Southern Area	83	Trust	Mini Soccer 5v5	2	Available for community use and used	Secured	Standard	8	3	5	5	Spare capacity of 5 MES
St Sebastian's Playing Field	Southern Area	83	Trust	Mini Soccer 7v7	1	Available for community use and used	Secured	Standard	4	1.5	2.5	2.5	Spare capacity of 2.5 MES
St. Pauls Junior School	Wokingham Town Area	84	School/ College / University (in house)	Mini Soccer 7v7	2	Not available for community use	N/A	Standard	8	2	6	No	Discounted as not available for community use
Stanlake Meadow	Northern Area	85	Local Authority (in house)	Adult Football	2	Available for community use and used	Secured	Standard	4	5.5	-1.5	No	Pitches overplayed

Site Name	Sub Analysis Area	PPS Site ID	Management Type	Pitch Type	Number of Pitches	Community Use Category	Security of Community Use	Pitch Quality	Carrying Capacity (MES)	Total Use (MES)	Balance (MES)	Spare Capacity at Peak Time	Comments
Stow Bridge	Northern Area	86	Local Authority (in house)	Junior Football 11v11	1	Available for community use and used	Secured	Standard	2	2.25	-0.25	No	Pitch overplayed
Swallowfield Recreation Ground	Southern Area	88	Local Authority (in house)	Junior Football 11v11	1	Available for community use but unused	Secured	Poor	1	0.5	0.5	0.5	Spare capacity of 0.5 MES
The Bulmershe School	Urban Western Area	90	School/ College / University (in house)	Adult Football	2	Available for community use but unused	Unsecured	Standard	4	2	2	No	Discounted due to unsecured tenure
The Bulmershe School	Urban Western Area	90	School/ College / University (in house)	Junior Football 9v9	2	Available for community use but unused	Unsecured	Standard	4	2	2	No	Discounted due to unsecured tenure
The Emmbrook School	Wokingham Town Area	92	School/ College / University (in house)	Mini Soccer 7v7	1	Available for community use but unused	Unsecured	Standard	4	1	3	No	Discounted due to unsecured tenure
The Forest School (Winnersh)	Urban Western Area	93	School/ College / University (in house)	Adult Football	2	Available for community use and used	Unsecured	Standard	4	6	-2	No	Pitches overplayed
The Forest School (Winnersh)	Urban Western Area	93	School/ College / University (in house)	Junior Football 9v9	2	Available for community use and used	Unsecured	Standard	4	6	-2	No	Pitches overplayed

Site Name	Sub Analysis Area	PPS Site ID	Management Type	Pitch Type	Number of Pitches	Community Use Category	Security of Community Use	Pitch Quality	Carrying Capacity (MES)	Total Use (MES)	Balance (MES)	Spare Capacity at Peak Time	Comments
The Holt School	Wokingham Town Area	94	School/ College / University (in house)	Junior Football 11v11	1	Not available for community use	N/A	Standard	2	4	-2	No	Pitch overplayed
The Piggott School	Northern Area	95	School/ College / University (in house)	Junior Football 9v9	2	Available for community use and used	Unsecured	Standard	4	2	2	No	Discounted due to unsecured tenure.
The Piggott School	Northern Area	95	School/ College / University (in house)	Adult Football	4	Available for community use but unused	Unsecured	Standard	8	4	4	No	Discounted due to unsecured tenure.
The University of Reading (Bulmershe Pavilion)	Urban Western Area	96	School/ College / University (in house)	Adult Football	4	Available for community use and used	Unsecured	Good	12	15	-3	No	Pitches overplayed
The University of Reading (Bulmershe Pavilion)	Urban Western Area	96	School/ College / University (in house)	Junior Football 9v9	1	Available for community use and used	Unsecured	Good	4	6	-2	No	Pitches overplayed
Waingels College	Urban Western Area	100	School/ College / University (in house)	Adult Football	1	Available for community use but unused	Unsecured	Standard	2	1	1	No	Discounted due to unsecured tenure.
Wargrave Recreation Ground	Northern Area	101	Local Authority (in house)	Adult Football	2	Available for community use and used	Secured	Standard	4	4	0	No	Pitches at capacity

Site Name	Sub Analysis Area	PPS Site ID	Management Type	Pitch Type	Number of Pitches	Community Use Category	Security of Community Use	Pitch Quality	Carrying Capacity (MES)	Total Use (MES)	Balance (MES)	Spare Capacity at Peak Time	Comments
Wargrave Recreation Ground	Northern Area	101	Local Authority (in house)	Junior Football 11v11	1	Available for community use and used	Secured	Standard	2	4.5	-2.5	No	Pitch overplayed
Wargrave Recreation Ground	Northern Area	101	Local Authority (in house)	Junior Football 9v9	2	Available for community use and used	Secured	Good	8	4	4	No	Pitch at capacity
Wargrave Recreation Ground	Northern Area	101	Local Authority (in house)	Mini Soccer 7v7	2	Available for community use and used	Secured	Good	12	4	8	4	Spare capacity of 4 MES
Wargrave Recreation Ground	Northern Area	101	Local Authority (in house)	Mini Soccer 5v5	2	Available for community use and used	Secured	Good	12	5.5	6.5	2.5	Spare capacity of 2.5 MES
Waverley Way Play Area	Southern Area	102	Local Authority (in house)	Adult Football	2	Available for community use and used	Secured	Poor	2	1	1	1	Spare capacity of 1 MES
Westende Junior School	Wokingham Town Area	103	School/ College / University (in house)	Junior Football 11v11	1	Not available for community use	N/A	Standard	2	1	1	No	Discounted as not available for community use
Woodford Park Leisure Centre	Urban Western Area	109	Local Authority (in house)	Adult Football	1	Available for community use and used	Secured	Poor	1	1.5	-0.5	No	Pitch overplayed

Site Name	Sub Analysis Area	PPS Site ID	Management Type	Pitch Type	Number of Pitches	Community Use Category	Security of Community Use	Pitch Quality	Carrying Capacity (MES)	Total Use (MES)	Balance (MES)	Spare Capacity at Peak Time	Comments
Woodford Park Leisure Centre	Urban Western Area	109	Local Authority (in house)	Mini Soccer 7v7	4	Available for community use and used	Secured	Poor	8	20	-12	No	Pitches overplayed
Woodford Park Leisure Centre	Urban Western Area	109	Local Authority (in house)	Mini Soccer 5v5	1	Available for community use and used	Secured	Poor	2	1	1	1	Spare capacity of 1 MES

1

3.85 Table 3.23 provides an overview of actual spare capacity for each pitch type in each of the sub analysis areas, this is measured in match equivalent sessions per week.

**Table 3.23 Summary of actual spare capacity**

Sub Analysis Area	Adult pitches (MES)	Junior11v11 pitches (MES)	Junior 9v9 pitches (MES)	Mini Soccer 7v7 (MES)	Mini Soccer 5v5 (MES)
Northern Area	2	0	2	10.5	8
Southern Area	2	2	2	5	7
Urban Western Area	1	0	0	10.5	2.5
Wokingham Town Area	0.5	0	0	0	5
<b>Total</b>	<b>5.5</b>	<b>2</b>	<b>4</b>	<b>26</b>	<b>22.5</b>

3.86 In total there is spare capacity of all pitch types amounting to 65.5 MES in Wokingham Borough. The highest amount of actual spare capacity is located in the Northern Area, this equates to 22.5 MES, and the Southern Area, where there is also 22.5 MES of actual spare capacity. There is 14 MES in the Urban Western Area and 6.5 in the Wokingham Town Area.

#### Overplay

3.87 Overplay occurs when a pitch facilitates more use than its recommended carrying capacity. This can be a result of it having a low carrying capacity or teams simply playing more than the recommended number of fixtures a pitch can facilitate. Overplay can directly impact upon the quality of a pitch.

3.88 Table 3.24 provides an overview of overplayed sites; this currently equates to 76.25 MES of overplay.

**Table 3.24 - Overplay on football pitches in Wokingham Borough**

Site Name	Sub Analysis Area	PPS Site ID	Pitch Type	Number of Pitches	Agreed pitch quality rating	Overplay
Arborfield Garrison Pitches	Southern Area	5	Mini Soccer 5v5	1	Poor	-0.5
Arborfield Park	Southern Area	7	Adult Football	1	Standard	-0.5
Barkham Park	Wokingham Town Area	8	Adult Football	1	Poor	-2.5
Berkshire County Sports Club	Northern Area	11	Adult Football	1	Poor	-1.5
Cantley Park	Wokingham Town Area	14	Adult Football	4	Poor	-6

Site Name	Sub Analysis Area	PPS Site ID	Pitch Type	Number of Pitches	Agreed pitch quality rating	Overplay
Cantley Park	Wokingham Town Area	14	Junior Football 11v11	1	Poor	-2
Cantley Park	Wokingham Town Area	14	Junior Football 9v9	2	Poor	-1
Chalfont Park	Urban Western Area	14	Adult Football	2	Poor	-3.5
Crosfields School	Urban Western Area	19	Junior Football 11v11	1	Standard	-0.5
Finchampstead Memorial Ground	Southern Area	30	Adult Football	1	Standard	-2.5
Finchampstead Memorial Ground	Southern Area	30	Junior Football 11v11	1	Standard	-3.5
Finchampstead Memorial Ground	Southern Area	30	Junior Football 9v9	1	Standard	-2
Finchampstead Memorial Ground	Southern Area	30	Mini Soccer 7v7	1	Standard	-0.5
Hatch Ride Primary School	Southern Area	34	Junior Football 9v9	1	Standard	-2.5
King George V Playing Field (Wokingham)	Northern Area	44	Adult Football	1	Poor	-3
King George V Recreation Ground (Twyford)	Northern Area	44	Junior Football 9v9	1	Standard	-2
Laurel Park	Urban Western Area	49	Adult Football	3	Poor	-5.5
Laurel Park	Urban Western Area	49	Junior Football 9v9	2	Poor	-3
Pinewood Centre	Southern Area	58	Adult Football	1	Standard	-2
Radstock Primary School	Urban Western Area	60	Mini Soccer 7v7	1	Poor	-1.5
Radstock Primary School	Urban Western Area	61	Mini Soccer 5v5	1	Poor	-1.5
Ryeish Green Sports Hub	Southern Area	71	Adult Football	2	Poor	-2.5
Ryeish Green Sports Hub	Southern Area	71	Junior Football 11v11	1	Poor	-3.5

Site Name	Sub Analysis Area	PPS Site ID	Pitch Type	Number of Pitches	Agreed pitch quality rating	Overplay
Ryeish Green Sports Hub	Southern Area	71	Junior Football 9v9	2	Poor	-1
Ryeish Green Sports Hub	Southern Area	71	Mini Soccer 7v7	2	Poor	-2.5
St Crispin's School	Wokingham Town Area	80	Adult Football	2	Standard	-4
St Crispin's School	Wokingham Town Area	80	Junior Football 9v9	2	Standard	-0.5
Stanlake Meadow	Northern Area	85	Adult Football	2	Standard	-1.5
Stow Bridge	Northern Area	86	Junior Football 11v11	1	Standard	-0.25
The Forest School (Winnersh)	Urban Western Area	93	Adult Football	2	Standard	-2
The Forest School (Winnersh)	Urban Western Area	93	Junior Football 9v9	2	Standard	-2
The Holt School	Wokingham Town Area	94	Junior Football 11v11	1	Standard	-2
The University of Reading (Bulmershe Pavilion)	Urban Western Area	96	Adult Football	4	Good	-3
The University Of Reading (Bulmershe Pavilion)	Urban Western Area	96	Junior Football 9v9	1	Good	-2
Wargrave Recreation Ground	Northern Area	101	Junior Football 11v11	1	Standard	-2.5
Woodford Park Leisure Centre	Urban Western Area	109	Adult Football	1	Poor	-0.5
Woodford Park Leisure Centre	Urban Western Area	109	Mini Soccer 7v7	4	Poor	-12

### Key issues and findings

- 3.89 The greatest amount of overplay exists on exists in the Urban Western Area, this equates to 37 MES. There is overplay equating to 23.5 MES in the Southern Area, 18 MES in the Wokingham Town Area and 10.75 in the Northern Area.



- 3.90 In terms of pitch types, the greatest amount of overplay exists on adult pitches, this equates to 40.5 MES. There is 14.25 MES of overplay on junior football 11v11 pitches, 16 MES on junior football 9v9 pitches, 16.5 MES on mini soccer 7v7 pitches and 2 MES on mini soccer 5v5 pitches. There is significant overplay on the mini soccer 7v7 pitches at Woodford Park Leisure Centre, which is a result of the site hosting central venue league fixtures for the Berkshire Youth Development League.
- 3.91 The tables below look at spare capacity and overplay along with current demand and future demand to assess the balance for each pitch type in Wokingham Borough and each of the sub analysis areas. Future demand is based on TGRs with each team generating 0.5 MES of demand for pitches.

**Table 3.25 - Supply and demand analysis of football pitches in Wokingham Borough**

Pitch Type	Actual Spare Capacity (MES)	Overplay (MES)	Total (MES)	Future Demand (MES)	Future total (MES)
Adult	5.5	-40.5	-35	1	-36
Junior football 11v11	2	-14.25	-12.25	-15.5	3.25
Junior football 9v9	4	-16	-12	-9	-3
Mini Soccer 7v7	26.5	-16.5	10	-2	12
Mini Soccer 5v5	22.5	-2	20.5	-3	23.5

- 3.92 Tables 3.25 identifies that there are current shortfalls on adult, junior football 11v11 and junior football 9v9 pitches. Future shortfalls on junior football 11v11 and junior football 9v9 pitches are eased when future demand is considered.

**Table 3.26 - Supply and demand analysis of football pitches in the Northern Area**

Pitch Type	Actual Spare Capacity (MES)	Overplay (MES)	Total (MES)	Future Demand (MES)	Future total (MES)
Adult	2	6	-4	0	-4
Junior football 11v11	0	-2.75	-2.75	-5	2.25
Junior football 9v9	2	-2	0	-2	2
Mini Soccer 7v7	10.5	0	10.5	-0.5	11
Mini Soccer 5v5	8	0	8	0	8

3.93 Table 3.26 identifies current shortfalls on adult and junior football 11v11 pitches, whilst junior football 9v9 pitches are at capacity. There is existing spare capacity on mini soccer 7v7 and mini soccer 5v5 pitches. Whilst future shortfalls on adult remain the same whilst shortfalls on junior football 9v9 pitches are eased.

**Table 3.27 - Supply and demand analysis of football pitches in the Southern Area**

Pitch Type	Actual Spare Capacity (MES)	Overplay (MES)	Total (MES)	Future Demand (MES)	Future total (MES)
Adult	2	-7.5	-5.5	0	-5.5
Junior football 11v11	2	-7	-5	-3	-2
Junior football 9v9	2	-5.5	-3.5	-2.5	-1
Mini Soccer 7v7	5.5	-3	2.5	-3	5.5
Mini Soccer 5v5	7	-0.5	6.5	-2	8.5

3.94 Table 3.27 identifies that there are existing shortfalls on adult, junior football 11v11 and junior football 9v9 pitches. There is existing spare capacity on mini soccer 7v7 and mini soccer 5v5 pitches. Future demand doesn't impact the shortfalls on adult pitches. It does reduce the shortfalls on junior football 11v11 and 9v9 pitches though. Based on future demand spare capacity will increase on mini soccer 7v7 and mini soccer 5v5 pitches.

**Table 3.28 - Supply and demand analysis of football pitches in the Urban Western Area**

Pitch Type	Actual Spare Capacity (MES)	Overplay (MES)	Total (MES)	Future Demand (MES)	Future total (MES)
Adult	1	-14.5	-13.5	0	-13.5
Junior football 11v11	0	-0.5	-0.5	-2.5	2
Junior football 9v9	0	-7	-7	-3	-4
Mini Soccer 7v7	10.5	-13.5	-3	-3	0
Mini Soccer 5v5	2.5	-1.5	-1	-2	1

3.95 Table 3.28 shows existing shortfalls on all pitch types. Shortfalls still exist on adult and junior football 9v9 pitches when future demand is considered. Mini soccer 7v7 pitches are expected to be at capacity and there is expected to be spare capacity on junior football 11v11 and mini soccer 5v5 pitches.

**Table 3.29 Supply and demand analysis of football pitches in the Wokingham Town Area**

Pitch Type	Actual Spare Capacity (MES)	Overplay (MES)	Total (MES)	Future Demand (MES)	Future total (MES)
Adult	0.5	-12.5	-12	0	-12
Junior football 11v11	0	-4	-4	-1.5	-2.5
Junior football 9v9	0	-1.5	-1.5	-0.5	-1
Mini Soccer 7v7	0	0	0	0	0
Mini Soccer 5v5	5	0	5	0	5

- 3.96 Table 3.29 identifies existing shortfalls on adult, junior football 11v11 and junior football 9v9 pitches, whilst mini soccer 7v7 pitches are at capacity. There is spare capacity identified mini soccer 5v5 pitches. There is no change in shortfalls on adult pitches based on future demand. Shortfalls on junior football 11v11 pitches and junior football 9v9 pitches are reduced. Mini soccer 7v7 and mini soccer 5v5 pitches remain the same.
- 3.97 Whilst future demand reduces in several instances, it should be noted that this is based solely on TGRs linked to projected population change. Consultation with local clubs identified that there could be up to 110 new teams created in Wokingham Borough in the future. Overplay is also prevalent which is a contributing factor to pitch quality. This is less so on mini soccer pitches, largely due to the Berkshire Youth Development League operating on a central venue basis. Two of its main sites play fixtures on 3G pitches. This include the majority on its mini soccer 5v5 provision being located at Goals (Reading), where tenure is deemed unsecured and the 3G AGPs aren't on the FA register. This will be assessed in the 3G AGP section that follows.

## Summary

- In total there are currently 70 football clubs playing in Wokingham Borough who between them have 654 teams. A total 23 clubs responded to the consultation which equates to 540 teams and a team response rate of 81%. The Berkshire Youth Development League were also consulted with. There are also 42 Wokingham Borough teams who are displaced outside of Wokingham Borough;
- There are currently 72 sites in Wokingham Borough that provide grass football pitches, this equates to 204 pitches in total. There are 151 pitches that are available for community use across 48 sites.
- Security of tenure is deemed to be an issue at 11 sites used by football clubs in Wokingham Borough. These are predominantly education sites, 9 in total. Goals (Reading) which is used by the Berkshire Youth Development League is also deemed to be unsecured;
- The majority of football pitches in Wokingham Borough were assessed as standard, 54% (82) in total, 29% (43) of pitches were assessed as poor and 17% (26) of pitches were assessed as good.
- There are currently 12 sites in Wokingham Borough containing ancillary provision rated as good. There are 13 sites with ancillary provision assessed as standard and 5 as poor. There are also 18 sites that don't provide ancillary provision;
- There are currently 556 male teams playing in Wokingham Borough. The Urban Western Area currently accounts for 44% of male team demand. This is largely due to the Berkshire Youth Development League having three of its central venues operating in this area at Goals (Reading), Woodford Park Leisure Centre and Sol Joel Park. There are also 98 female teams playing in Wokingham Borough. The Northern Area currently accounts for 44% of all female team demand;
- 64 teams are accessing football pitch provision in Wokingham Borough who come from outside the study area. The majority of demand (53%) comes from West Berkshire District, this equates to 34 teams. There are 27 teams from Reading Borough (42%) and 3 teams (5%) from Bracknell Forest Borough;
- 47 Wokingham Borough teams are accessing pitch provision in neighbouring local authorities. The majority of this demand (48%) is being exported to Reading Borough, this equates to 23 teams in total. Woodley United reported during the consultation that they are accessing the Rivermoor Stadium in Reading for their men's first team as there aren't suitable stadia facilities in Wokingham Borough to meet their ground grading requirements for the league that they play in;
- 16 clubs in Wokingham Borough reported latent demand. Fifteen of these clubs reported latent demand for both playing and training facilities. One club reported latent demand for just playing facilities. Five clubs also reported that they currently have unmet demand;
- Consultation with local clubs identified that there could be up to 110 new teams created in Wokingham Borough in the future across all age groups;
- In total there is actual spare capacity of all pitch types amounting to 67.5 MES in Wokingham Borough. The highest amount of actual spare capacity is located in the Northern Area, this equates to 18.5 MES. There is 9 MES of actual spare capacity in the Southern Area. There is no spare capacity in the Urban Western Area and 5 MES in the Wokingham Town Area;

- The greatest amount of overplay exists in the Urban Western Area, this equates to 37 MES. There is overplay equating to 23.5 MES in the Southern Area, 18 MES in the Wokingham Town Area and 10.75 in the Northern Area. In terms of pitch types, the greatest amount of overplay exists on adult pitches, this equates to 40.5 MES. There is 14.25 MES of overplay on junior football 11v11 pitches, 16 MES on junior football 9v9 pitches, 16.5 MES on mini soccer 7v7 pitches and 2 MES on mini soccer 5v5 pitches;
- there are current shortfalls on adult, junior football 11v11 and junior football 9v9 pitches. Future shortfalls on junior football 11v11 and junior football 9v9 pitches are eased when future demand is considered.

### **3G Artificial Grass Pitches (AGPs)**

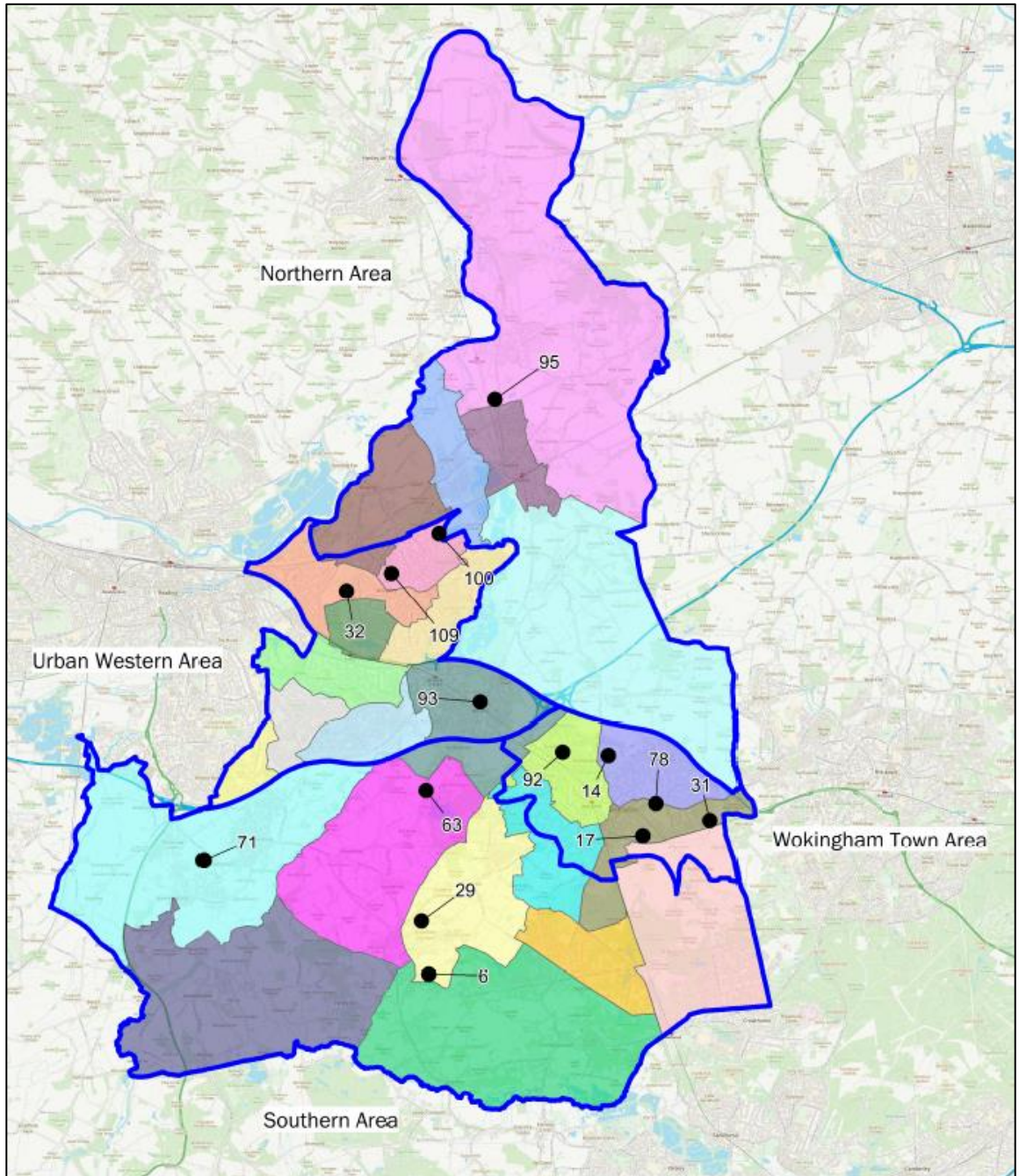
- 3.98 Competitive football can take place on 3G surfaces that have been FA or FIFA certified. The recommended FA dimensions for a full sized 3G pitch are 100x64 metres with additional run off areas of 3 metres required on each side. Minimum playing area dimensions to meet performance standard criteria for competitive football are 90x45 metres (or 100x64 metres for FIFA sanctioned international matches), with additional run off areas of 3 metres required on each side.
- 3.99 FIFA 3G pitch certification is required to host competitive adult match play at Step 3 and below, teams playing at Steps 1 or 2 pitches are required to have FIFA Pro standard certification. It is recommended that sports lights for 3G AGPs have 120 LUX for training and 200 LUX for fixtures.
- 3.100 Football training can take place on sand and water-based surfaces but is not the preferred option.
- 3.101 3G AGPs fall under 3 different categories:
- Long Pile 3G (60mm with a shock pad for rugby);
  - Medium Pile 3G (55mm – 60mm);
  - Short Pile 3G (40mm).

### **Supply**

- 3.102 A full size 3G pitch is considered by the FA to measure at least 100 x 64 metres (106 x 70 metres including run offs); however, for the purposes of this report, all pitches measuring over 94 x 55 metres (exclusive of run offs) are considered to be full size due to the amount of demand they can accommodate.
- 3.103 There are currently 25 3G AGPs in Wokingham Borough across 14 sites. Eight of these 3G AGPs are deemed to be full size. Seven of them are available for community use. The only full size 3G AGP currently unavailable for community use is the pitch at Reading FC (Bearwood Park). This is exclusively used by Reading FC's academy. There are 17 smaller sized 3G AGPs. The only smaller sized 3G AGP that isn't available for community use is the pitch at Chiltern Way Academy (Wokingham). The smaller sized 3G AGP at the Forest School (Winnersh) is an indoor pitch, whilst this is listed as being available for community use, it is understood that that this is extremely limited due to Reading FC academies use of the pitch.

3.104 Figure 3.2 provides a spatial overview of 3G pitch provision within Wokingham Borough. The numbers in the figure relate to the PPS site ID in Tables 3.23 and 3.24.

**Figure 3.2 - 3G AGPs in Wokingham Borough**



3.105 There is currently 1 pitch in the Northern Area, 4 in the Southern Area, 15 in the Urban Western Area and 5 in the Wokingham Town Area.

3.106 Table 3.30 provides an overview of full size 3G AGPs in the Borough.

**Table 3.30 - Full size 3G AGP provision in Wokingham Borough**

Site Name	Sub Analysis Area	PPS Site ID	Management Type	Sports Lighting	AGP Length (m)	AGP Width (m)	Surface Type	Year Installed/ Refurbished	3G Register	Hours Available to the Community
Arborfield Green Leisure Centre	Southern Area	6	Commercial Management	Yes	106	70	Medium Pile Carpet	2018	Yes	Monday-Friday: 09:00 – 21:30 Weekends: 09:00 – 16:30
Cantley Park	Wokingham Town Area	14	Local Authority (in house)	Yes	106	70	Long Pile Carpet	2021	Yes	Monday-Friday 09:00 – 22:00 Weekends 09:00-15:00
Farley Hill Primary School	Southern Area	29	Local Authority (in house)	Yes	106	64	Medium Pile Carpet	2021	No	Monday-Friday: 18:00 – 22:00 Weekends: Closed
Reading FC (Bearwood Park)	Southern Area	63	Sport Club	Yes	106	70	Long Pile Carpet	2019	Yes	Not available
Ryeish Green Sports Hub	Southern Area	71	Commercial Management	Yes	106	70	Medium Pile Carpet	2018	Yes	Monday-Friday: 17:00 – 22:00 Weekends: 09:00 – 18:00

Site Name	Sub Analysis Area	PPS Site ID	Management Type	Sports Lighting	AGP Length (m)	AGP Width (m)	Surface Type	Year Installed/ Refurbished	3G Register	Hours Available to the Community
The Emmbrook School	Wokingham Town Area	92	Local Authority (in house)	Yes	106	70	Medium Pile Carpet	2020	Yes	Monday-Friday: 18:00 – 22:00 Weekends: 09:00 – 16:00
The Piggott School	Northern Area	95	School/ College/ University (in house)	Yes	106	70	Long Pile Carpet	Unknown	Yes	Monday-Friday: 18:00 – 22:00 Weekends: 09:00 – 17:00
Waingels College	Urban Western Area	100	School/ College/ University (in house)	Yes	106	70	Long Pile Carpet	2022	Yes	Monday-Friday: 18:00 – 22:00 Weekends: 09:00 – 17:00

3.107 Of the 7 pitches available for community use, 6 are currently on the 3G register meaning that they can accommodate match play. The 3G AGP at Farley Hill Primary School isn't currently available for community use at weekends due to staffing issues, and therefore doesn't require to be on the 3G register. It is understood that WBC are currently working with the school to open up the facility at weekends to allow local clubs to use it. Should this happen it is recommended that the pitch is tested and added to the 3G register to enable it to facilitate match play.



3.108 Table 3.31 provides an overview of smaller sized 3G AGPs in Wokingham Borough.

**Table 3.31 - Smaller sized 3G pitches in Wokingham Borough**

Site Name	Sub Analysis Area	PPS Site ID	Management Type	Sports Lighting	AGP Length (m)	AGP Width (m)	Surface Type	Year Installed/ Refurbished	3G Register	Hours Available to the Community
Chiltern Way Academy (Wokingham)	Wokingham Town Area	17	School/ College/ University (in house)	No	30	18	Medium Pile Carpet	Unknown	No	Not available
Floreat Montague Park School	Wokingham Town Area	31	Local Authority (in house)	Yes	94	48	Medium Pile Carpet	2017	No	Monday-Friday 17:00 - 22:00 Weekends 09:00 - 14:00
Goals (Reading)	Urban Western Area	32	Commercial Management	Yes	30	20	Medium Pile Carpet	Unknown	No	Monday-Friday 10:00 - 22:00 Saturday 09:00 - 21:00 Sunday 09:00 - 19:00
Goals (Reading)	Urban Western Area	32	Commercial Management	Yes	30	20	Medium Pile Carpet	Unknown	No	Monday-Friday 10:00 - 22:00 Saturday 09:00 - 21:00 Sunday 09:00 - 19:00
Goals (Reading)	Urban Western Area	32	Commercial Management	Yes	30	20	Medium Pile Carpet	Unknown	No	Monday-Friday 10:00 - 22:00 Saturday 09:00 - 21:00 Sunday 09:00 - 19:00

Site Name	Sub Analysis Area	PPS Site ID	Management Type	Sports Lighting	AGP Length (m)	AGP Width (m)	Surface Type	Year Installed/ Refurbished	3G Register	Hours Available to the Community
Goals (Reading)	Urban Western Area	32	Commercial Management	Yes	30	20	Medium Pile Carpet	Unknown	No	Monday-Friday 10:00 - 22:00 Saturday 09:00 - 21:00 Sunday 09:00 - 19:00
Goals (Reading)	Urban Western Area	32	Commercial Management	Yes	30	20	Medium Pile Carpet	Unknown	No	Monday-Friday 10:00 - 22:00 Saturday 09:00 - 21:00 Sunday 09:00 - 19:00
Goals (Reading)	Urban Western Area	32	Commercial Management	Yes	30	20	Medium Pile Carpet	Unknown	No	Monday-Friday 10:00 - 22:00 Saturday 09:00 - 21:00 Sunday 09:00 - 19:00
Goals (Reading)	Urban Western Area	32	Commercial Management	Yes	30	20	Medium Pile Carpet	Unknown	No	Monday-Friday 10:00 - 22:00 Saturday 09:00 - 21:00 Sunday 09:00 - 19:00
Goals (Reading)	Urban Western Area	32	Commercial Management	Yes	30	20	Medium Pile Carpet	Unknown	No	Monday-Friday 10:00 - 22:00 Saturday 09:00 - 21:00 Sunday 09:00 - 19:00
Goals (Reading)	Urban Western Area	32	Commercial Management	Yes	30	20	Medium Pile Carpet	Unknown	No	Monday-Friday 10:00 - 22:00 Saturday 09:00 - 21:00 Sunday 09:00 - 19:00

Site Name	Sub Analysis Area	PPS Site ID	Management Type	Sports Lighting	AGP Length (m)	AGP Width (m)	Surface Type	Year Installed/ Refurbished	3G Register	Hours Available to the Community
Goals (Reading)	Urban Western Area	32	Commercial Management	Yes	30	20	Medium Pile Carpet	Unknown	No	Monday-Friday 10:00 - 22:00 Saturday 09:00 - 21:00 Sunday 09:00 - 19:00
Goals (Reading)	Urban Western Area	32	Commercial Management	Yes	40	26	Medium Pile Carpet	Unknown	No	Monday-Friday 10:00 - 22:00 Saturday 09:00 - 21:00 Sunday 09:00 - 19:00
Goals (Reading)	Urban Western Area	32	Commercial Management	Yes	40	26	Medium Pile Carpet	Unknown	No	Monday-Friday 10:00 - 22:00 Saturday 09:00 - 21:00 Sunday 09:00 - 19:00
St Crispin's Leisure Centre	Wokingham Town Area	78	Commercial Management	Yes	46	34	Medium Pile Carpet	Unknown	No	Monday-Friday 09:00 - 22:00 Weekend 09:00 - 20:00
The Forest School (Winnersh)	Urban Western Area	93	School/ College/ University (in house)	Yes	70	45	Medium Pile Carpet	2020	Yes	Monday-Friday 19:45-22:15 Weekend 09:00 - 17:00
Woodford Park Leisure Centre	Urban Western Area	109	Local Authority (in house)	Yes	80	50	Long Pile Carpet	2016	Yes	Monday-Friday 08:30 - 22:00 Saturday 08:30 - 18:00 Sunday 08:30 - 20:00

3.109 Two smaller sized 3G AGPs are currently on the 3G register. The 3G AGPs at Goals (Reading) currently host the Berkshire Youth Development League and were previously on the 3G register. It is recommended that the pitches at this site should be tested and readded so that they can continue to facilitate match play.

### Future proposals

- 3.110 The LFFP identified a need for 6 additional 3G AGPs. Since the LFFP was developed in 2019, two of these pitches have been developed, those are located at Cantley Park and Waingels College. There is also a future proposal to develop a new 3G AGP at Berkshire County Sports Club, which was also identified in the LFFP. This pitch should be completed for the 2023/24 season subjected to a successful funding application.
- 3.111 It is recommended that once the PPS is signed off the LFFP is reviewed and updated accordingly.

### 3G Pitch Register

- 3.112 In order for competitive matches to be played on 3G pitches, the pitch should be FIFA or IMS tested and approved and added to the FA pitch register, which can be found at: [\(Football Foundation | 3G Pitch Register\)](#).
- 3.113 Pitches undergo testing to become a FIFA Quality pitch or a FIFA Quality Pro pitch with pitches commonly constructed, installed and tested in situ to achieve either accreditation.
- 3.114 Six out of seven full size 3G AGPs in the Borough that are available for community use are currently on the 3G Pitch Register.

### Availability of pitches

- 3.115 Table 3.23 show the availability of full size 3G AGPs for community use. Peak time for football clubs to access 3G AGPs for training is deemed to be Tuesday, Wednesday and Thursday, 6pm-9pm.
- 3.116 65% of football clubs who took part in the consultation identified that access to a 3G AGP for training was a barrier to them growing their club.

### Quality

- 3.117 3G AGPs typically have a life span of eight to twelve years depending on levels of use and maintenance. It is recommended that any 3G AGP have a sinking fund in place so that it can be resurfaced when the time arises.
- 3.118 All full size 3G AGPs in Wokingham Borough were visited and assessed using FA guidance to determine their quality, with the exception of the pitch at Bearwood Park (Reading FC). This pitch is solely used by Reading FC's academy and provide no community use. Therefore, it has been omitted from Table 3.25 overleaf. 3G AGPs were rated as follows based upon the parameters in the non-technical assessment completed:

Good (81% or above);  
Standard (51%-80%);  
Poor (50% or below).

- 3.119 Sport England identify peak periods for access to AGPs is Monday to Thursday 17:00–21:00, Friday 17:00-19:00 and weekends 09:00–17:00, which totals 34 hours per week. Table 3.25 overleaf also shows the number of peak slots available at sites where this has been identified. It wasn't possible to gain this information from Waingels College and The Piggott School despite requesting it.

3.120 Table 3.32 provides an overview of full size 3G AGP pitch quality.

**Table 3.32 - 3G AGP pitch quality in Wokingham Borough**

Site Name	Sub Analysis Area	PPS Site ID	Management Type	Year Installed/ Refurbished	Community Use Category	Security of Community Use	Number of Available Peak Slots	Quality Rating
Arborfield Green Leisure Centre	Southern Area	6	Commercial Management	2018	Available for community use and used	Secured	7	Good
Cantley Park	Wokingham Town Area	14	Local Authority (in house)	2021	Available for community use and used	Secured	4	Good
Farley Hill Primary School	Southern Area	29	Local Authority (in house)	2021	Available for community use and used	Secured	3	Good
Ryeish Green Sports Hub	Southern Area	71	Commercial Management	2018	Available for community use and used	Secured	6	Good
The Emmbrook School	Wokingham Town Area	92	Local Authority (in house)	2020	Available for community use and used	Unsecured	3	Good
The Piggott School	Northern Area	95	School/ College/ University (in house)	Unknown	Available for community use and used	Unsecured	Unknown	Standard
Waingels College	Urban Western Area	100	School/ College/ University (in house)	2022	Available for community use and used	Unsecured	Unknown	Good

3.121 Six of the full size 3G AGPs were assessed as good and one as standard. All of the pitches that were assessed as being good are relatively new pitches. It wasn't possible to determine when the 3G AGP at the Piggott School was installed, this is the only 3G AGP that was assessed as being standard. There has also been 23 hours a week of availability during peak times identified on full size 3G AGPs across Wokingham Borough. This could increase if the 3G AGP at Farley Hill Primary School is made available for community use at weekends.

### Ancillary provision

3.122 Ancillary provision at sites containing 3G AGPs was also assessed. The assessment looks at changing rooms for players and officials (including showers and toilets), provision of player and spectator toilets, catering provision and whether or not facilities are accessible for people with disabilities. Car parking provision is also considered. Table 3.33 provides an overview of the quality of ancillary provision at sites containing 3G AGPs.

**Table 3.33 - Ancillary provision at 3G AGP sites**

Site Name	Sub Analysis Area	PPS Site ID	Quality Rating
Arborfield Green Leisure Centre	Southern Area	6	Good
Cantley Park	Wokingham Town Area	14	Good
Farley Hill Primary School	Southern Area	29	Good
Ryeish Green Sports Hub	Southern Area	71	Good
The Emmbrook School	Wokingham Town Area	92	Standard
The Piggott School	Northern Area	95	Standard
Waingels College	Urban Western Area	100	Standard

### Supply and demand of 3G AGPs

3.123 The FA have a long term aspiration to provide every team in the country with access to a one hour training slot on a 3G pitch each week.

3.124 The FA calculate that one full size 3G AGP can support up to 38 teams. This methodology has been applied to Table 3.27 to look at current team numbers and 3G AGP requirements, along with future requirements based upon TGRs previously calculated.

3.125 There are currently 654 football teams in Wokingham Borough meaning there is a requirement for 17 full size 3G AGPs. At present there are 7 full size 3G AGPs which leaves a shortfall of 10 pitches. Given that the demand that is catered for by the two smaller sized 3G AGPs at Floreat Montague Park School and Woodford Park Leisure Centre, this shortfall has been revised to 9 3G AGPs. Should the proposed 3G AGP be delivered at Berkshire County Sports Club, this shortfall would then reduce to 8 pitches.

3.126 Table 3.34 assesses the supply and demand of 3G AGPs in each of the four sub analysis areas.

**Table 3.34 - Supply and demand of 3G AGPs in Wokingham Borough**

Sub Analysis Area	Current Team Numbers	Current Requirement for 3G AGPs	Current Full size 3G AGPs	Current Shortfall of 3G AGPs	Future Team Numbers	Future Requirement for 3G AGPs
Northern Area	120	3	1	2	105	2
Southern Area	180	4	3	1	164	1
Urban Western Area	268	7	1	6	247	6
Wokingham Town Area	86	2	2	0	82	0

3.127 The LFFP stated there was a need for 6 3G AGPs, so this has increased by 3 additional pitches since the LFFP was developed. Future requirements for 3G AGPs won't increase. It is worth noting that high demand in the Urban Western Area is created by the Berkshire Youth Development League who operate on a central venue basis and use two venues in this sub analysis area. Should this provision be relocated to another site in another sub analysis area, demand will likely change too. This will be assessed as a scenario in the strategy and action plan.

## Summary

- There are currently 24 3G AGPs in Wokingham Borough across 13 sites. Seven of these 3G AGPs are deemed to be full size. Six of them are available for community use. The only full size 3G AGP currently unavailable for community use is the pitch at Reading FC (Bearwood Park). This is exclusively used by Reading FC's academy;
- There are 17 smaller sized 3G AGPs in Wokingham Borough. The only smaller sized 3G AGP that isn't available for community use is the pitch at Chiltern Way Academy (Wokingham). The smaller sized 3G AGP at the Forest School (Winnersh) is an indoor pitch, whilst this is listed as being available for community use, it is understood that that this is extremely limited due to Reading FC academies use of the pitch;
- There is a future proposal to develop a new 3G AGP at Berkshire County Sports Club that was also identified in the LFFP. This pitch should be completed for the 2023/24 season subjected to a successful funding application;
- Five out of six full size 3G AGPs in Wokingham Borough that are available for community use are currently on the 3G Pitch Register;
- 65% of football club who took part in the consultation identified that access to a 3G AGP for training was a barrier to them growing their club;
- Five of the full size 3G AGPs in Wokingham Borough were assessed as good and one as standard;
- There has also been 23 hours a week of availability during peak times identified on full size 3G AGPs across the Borough. This could increase if the 3G AGP at Farley Hill Primary School is made available for community use at weekends;
- All full size 3G AGPs available for community use provide ancillary provision. Three sites were assessed as providing good quality ancillary provision and three sites as providing standard quality ancillary provision;
- There are currently 654 football teams in Wokingham Borough meaning there is a requirement for 17 full size 3G AGPs. At present there 7 full size 3G AGPs which leaves a shortfall of 10 pitches. Given that the demand that is catered for by the two smaller sized 3G AGPs at Floreat Montague Park School and Woodford Park Leisure Centre, this shortfall has been revised to 9 3G AGPs. Should the proposed 3G AGP be delivered at Berkshire County Sports Club, this shortfall would then reduce to 8 pitches;



# 4. Rugby Union

## Introduction

- 4.1 The RFU are the governing body who oversee the governance and development of rugby within Wokingham Borough. They work locally to deliver the RFU's England Rugby Strategy ([RFU - England Rugby Strategy](#)).
- 4.2 The vision of the strategy is to create a successful and thriving game across England. In order to achieve this there are three guiding principles, Player First, Open to All and Financially Strong.
- 4.3 The strategy has four strategic priorities under the heading of Game Objectives, these are;
- Enjoyment – enable positive player experiences on and off the field;
  - Winning England – create the best possible high-performance system for England Rugby;
  - Welfare – enhance player welfare to protect and support the wellbeing of players;
  - Flourishing Rugby Communities – support clubs to grow and sustain themselves and reflect society.
- 4.4 There are a further four strategic priorities under the heading of Driving Objectives, these are;
- Diversity and Inclusion - Drive rugby union in England to reflect the diversity of society;
  - Understand - build a deep understanding of players, volunteers and fans to shape the future of the game;
  - Connect - connect with and grow the rugby community and create exceptional experiences;
  - Commercial and Operational Excellence – Ensure a sustainable and efficient business model delivered by an inspired workforce.

## Consultation

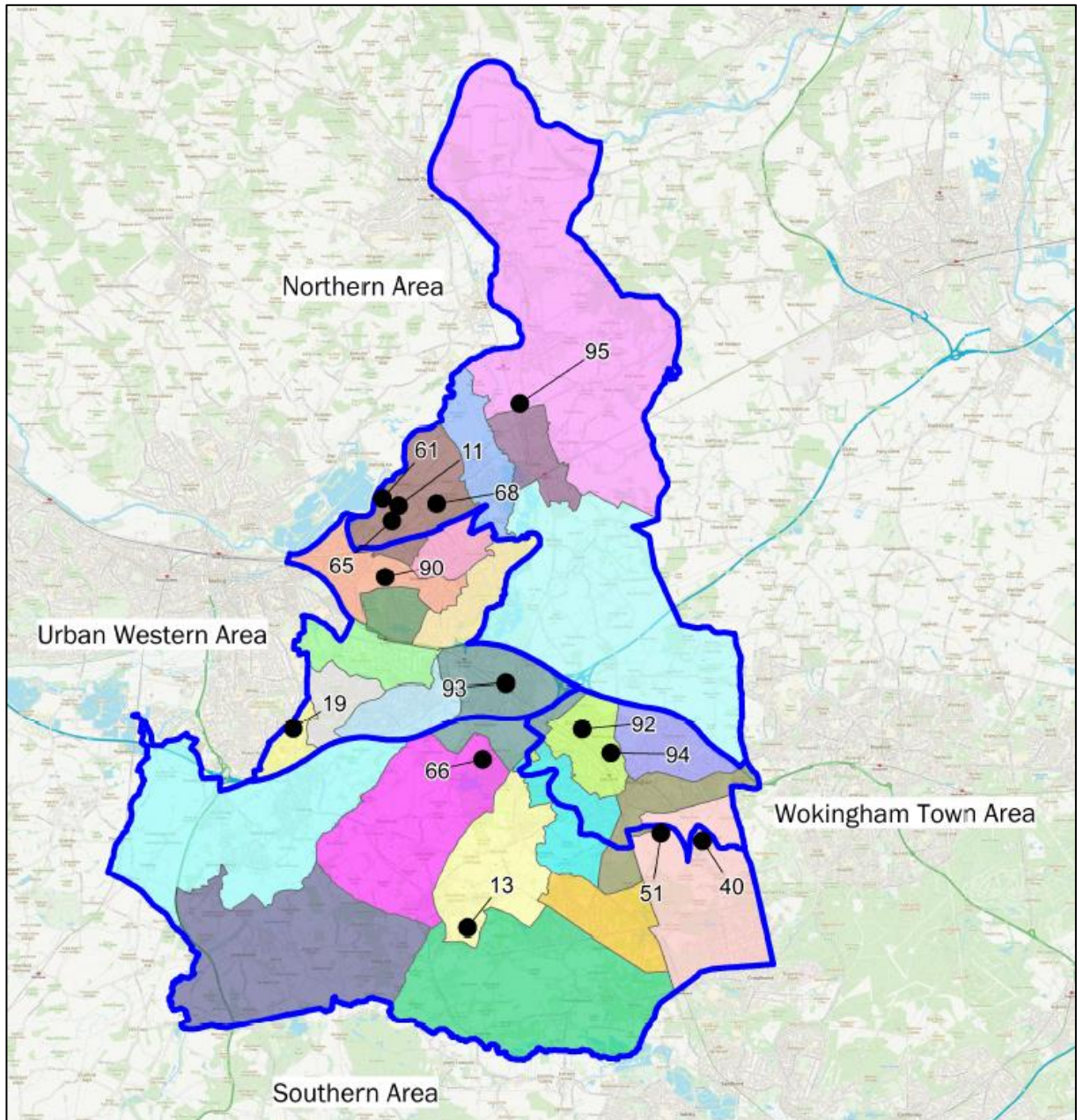
- 4.5 There are currently 4 rugby clubs in Wokingham Borough with a total of 46 teams. All clubs took part in the consultation, which represents a 100% team response rate.

## Supply

- 4.6 There are currently 41 rugby pitches identified within Wokingham Borough across 14 sites. This equates to 29 senior rugby pitches and 12 junior rugby pitches. Ten of these sites are education sites that often only provide rugby pitches during the term when rugby is being taught as part of the curriculum. It would therefore be difficult for some of these sites to provide community use to rugby clubs.
- 4.7 There are 18 pitches provided in the Northern Area, 10 in the Southern Area, 11 in the Urban Western Area and 2 in the Wokingham Town Area.

4.8 Figure 4.1 provide a spatial over of rugby pitch provision within Wokingham Borough. The numbers in the figure relate to the PPS site ID in Table 4.1.

**Figure 4.1 - Supply of rugby pitches in Wokingham Borough**



4.9 There are currently 20 rugby pitches available for community use in Wokingham Borough, 7 of which are provided on club sites, the remaining pitches are all located on education sites. All four rugby clubs play in the Northern Area.

4.10 Table 4.1 provides an overview of rugby pitch provision in Wokingham Borough.

**Table 4.1 - Overview of rugby pitch provision**

Site Name	Sub Analysis Area	PPS Site ID	Pitch Type	Sports Lighting	Community use category
Berkshire County Sports Club	Northern Area	11	Rugby Union	No	Available for community use and used
Bohunt School Pitches	Southern Area	13	Rugby Union	No	Available for community use and used
Crosfields School	Urban Western Area	19	Rugby Union	No	Available for community use but unused
Crosfields School	Urban Western Area	19	Rugby Union	No	Available for community use but unused
Crosfields School	Urban Western Area	19	Rugby Union	No	Available for community use but unused
Crosfields School	Urban Western Area	19	Rugby Union	No	Available for community use but unused
Crosfields School	Urban Western Area	19	Rugby Union	No	Available for community use but unused
Crosfields School	Urban Western Area	19	Rugby Union	No	Available for community use but unused
Crosfields School	Urban Western Area	19	Rugby Union	No	Available for community use but unused
Crosfields School	Urban Western Area	19	Rugby Union	No	Available for community use but unused
Holme Grange School	Southern Area	40	Rugby Union	No	Not available for community use
Holme Grange School	Southern Area	40	Rugby Union	No	Not available for community use
Holme Grange School	Southern Area	40	Rugby Union	No	Not available for community use
Ludgrove School	Southern Area	51	Rugby Union	No	Not available for community use
Ludgrove School	Southern Area	51	Rugby Union	No	Not available for community use

Site Name	Sub Analysis Area	PPS Site ID	Pitch Type	Sports Lighting	Community use category
Ludgrove School	Southern Area	51	Rugby Union	No	Not available for community use
Reading Blue Coat School	Northern Area	61	Rugby Union	No	Not available for community use
Reading Blue Coat School	Northern Area	61	Rugby Union	No	Not available for community use
Reading Blue Coat School	Northern Area	61	Rugby Union	No	Not available for community use
Reading Blue Coat School	Northern Area	61	Rugby Union	No	Not available for community use
Reading Blue Coat School	Northern Area	61	Rugby Union	No	Not available for community use
Reading Blue Coat School	Northern Area	61	Rugby Union	No	Not available for community use
Reading Blue Coat School	Northern Area	61	Rugby Union	No	Not available for community use
Reading Blue Coat School	Northern Area	61	Rugby Union	No	Not available for community use
Reading Blue Coat School	Northern Area	61	Rugby Union	No	Not available for community use
Reading Rugby Football Club	Northern Area	65	Rugby Union	No	Available for community use and used
Reading Rugby Football Club	Northern Area	65	Rugby Union	Yes	Available for community use and used
Reading Rugby Football Club	Northern Area	65	Rugby Union	Yes	Available for community use and used
Reddam House	Southern Area	66	Rugby Union	No	Not available for community use
Reddam House	Southern Area	66	Rugby Union	No	Not available for community use
Reddam House	Southern Area	66	Rugby Union	No	Not available for community use

Site Name	Sub Analysis Area	PPS Site ID	Pitch Type	Sports Lighting	Community use category
Rams Rugby Football Club	Northern Area	68	Rugby Union	Yes	Available for community use and used
Rams Rugby Football Club	Northern Area	68	Rugby Union	No	Available for community use and used
Rams Rugby Football Club	Northern Area	68	Rugby Union	Yes	Available for community use and used
The Bulmershe School	Urban Western Area	90	Rugby Union	No	Available for community use but unused
The Emmbrook School	Wokingham Town Area	92	Rugby Union	No	Available for community use but unused
The Forest School (Winnersh)	Urban Western Area	93	Rugby Union	No	Available for community use but unused
The Forest School (Winnersh)	Urban Western Area	93	Rugby Union	No	Available for community use but unused
The Forest School (Winnersh)	Urban Western Area	93	Rugby Union	No	Available for community use but unused
The Holt School	Wokingham Town Area	94	Rugby Union	No	Available for community use but unused
The Piggott School	Northern Area	95	Rugby Union	No	Not available for community use
The Piggott School	Northern Area	95	Rugby Union	No	Not available for community use
The Piggott School	Northern Area	95	Rugby Union	No	Not available for community use

### Future proposals

- 4.11 There is a future proposal to provide a senior grass rugby pitch at the Northern Pitch site in Shinfield that is being developed by the University of Reading. The University were contacted as part of the consultation but didn't respond. Therefore, it is unclear if community use will be provided on the site. The senior rugby pitch at Berkshire County Sports club is due to be relocated on the site as part of a proposal to deliver a full size 3G artificial grass pitch (AGP). The senior rugby pitch will be replaced on a like for like basis to the west of its current location on the site. Rams RFC also reported that they were working with a housing development on proposals that would see them relocated to a new site as part of a housing development. The proposed development site is not supported by the adopted development plan, requiring an exception to be made if the proposal were to be supported. At the time of writing there were no timescales in place for any potential relocation.

### Lapsed and disused sites

- 4.12 A disused site is a site that previously had pitches laid out, but no longer does. Once a site has been disused for five years or more it becomes known as lapsed. This means it now falls outside of Sport England's statutory remit but is still assessed using the criteria within Paragraph 99 of the National Planning Policy Framework.
- 4.13 There is one lapsed senior rugby pitch in Wokingham Borough, this was previously located at the Arborfield Garrison site.

### Security of tenure

- 4.14 Tenure at a site is deemed to be secured if the club has confirmed use of the site for the next three years. Where pitches are located on local authority, parish or town council sites, tenure is generally deemed to be secured. Tenure on education sites is generally deemed to be unsecured unless known otherwise. Table 4.2 shows the security of community use and lease arrangements at rugby club sites in Wokingham Borough. All sites used by rugby clubs are deemed to have secured community use. Neither Berkshire Shire Hall RFC nor Reading Renegades RFC have any lease arrangements in place at Berkshire County Sports Club, they are both members of the sports club though and represented on the committee.

**Table 4.2 - Security of tenure at club sites**

Site Name	Sub Area	PPS Site ID	Club	Management Type	Security of Community Use	Lease Arrangements
Berkshire County Sports Club	Northern Area	11	Berkshire Shire Hall RFC	Charity	Secured	Members of the sports club.
Berkshire County Sports Club	Northern Area	11	Reading Renegades RFC	Charity	Secured	Members of the sports club.
Reading Rugby Football Club	Northern Area	65	Reading RFC	Sport Club	Secured	Own the freehold.
Rams Rugby Football Club	Northern Area	68	Rams RFC	Sport Club	Secured	56 years remaining on a lease from Reading Old Boys.

## Quality

- 4.15 All sites that contain marked out rugby pitches in Wokingham Borough were visited and assessed using the non-technical assessment criteria provided by the RFU.
- 4.16 This criteria has two key areas, maintenance carried out on pitches and drainage that exists on pitches. These are then combined in conjunction with consolation carried out to determine the quality of the pitches by generating an overall score, which are categorised as follows:

Good (11 - 5);

Standard (6 - 10);

Poor (0 - 5).

- 4.17 Table 4.3 shows the RFU's rugby pitch maintenance criteria.

**Table 4.3 - Rugby pitch maintenance criteria**

Rating	Description
M0	Action is significant improvements to maintenance programme
M1	Action is minor improvements to maintenance programme
M2	Action is no improvement to maintenance programme

- 4.18 Table 4.4 shows the RFU's rugby pitch drainage criteria.

**Table 4.4 - Rugby pitch drainage criteria**

Rating	Description
D0	Action is pipe drainage system needed on pitch
D1	Action is pipe and slit drainage needed on pitch
D2	Action is slit drainage needed on pitch
D3	No action needed on pitch drainage

- 4.19 Table 4.5 overleaf shows how the two elements are combined to generate a quality rating for rugby pitches.

**Table 4.5 - Rugby pitch quality based on maintenance and drainage scores**

Drainage	M0 – Poor (MES)	M1 – Standard (MES)	M2 – Good (MES)
D0	0.5	1.5	2
D1	1.5	2	3
D2	1.75	2.5	3.25
D3	2	3	3.5

- 4.20 The RFU have developed a partnership with the Grounds Management Association (GMA). This enables clubs to arrange an assessment of their pitches using the Pitch Power app. This provides clubs with a report completed by a GMA Regional Pitch Advisor who assesses each pitch using a performance quality standard (PQS). Clubs also receive advice on how to improve pitch quality through improved maintenance practises. This process will be used in the future to assess the quality of rugby union pitches for PPS. Both Reading RFC and Rams RFC have had pitch assessment reports carried out by the GMA at their respective sites. The information collected from both of these assessments has been used to inform the relevant quality ratings in Table 4.7.
- 4.21 The RFU provides guidance on pitch sizes for the various age groups who play rugby. Table 4.6 shows the relevant pitches sizes for each age group. All pitches up to U13 should include a five metre goal line and be five metres away from any adjacent pitches.

**Table 4.6 - Rugby pitch dimensions**

Age group	Pitch type	Pitch Size (maximum in metres)
U7	Mini	20x12
U8	Mini	45x22
U9	Mini	60x30
U10	Mini	60x35
U11	Mini	60x43
U12	Mini	60x43
U13	Junior	90x 60 (boy's) 60x43 (girl's)
U14 +	Senior	100x70 (22m goal line and 5m perimeter)



4.22 Table 4.7 provides an overview of rugby pitch quality scores at sites containing rugby pitches in the Borough.

**Table 4.7 - Rugby pitch quality in Wokingham Borough**

Site Name	Sub Analysis Area	PPS Site ID	Pitch Type	Sports Lighting	Community use category	Agreed pitch quality rating	Drainage/ Maintenance score
Berkshire County Sports Club	Northern Area	11	Rugby Union	No	Available for community use and used	Poor	D1/M0
Bohunt School Pitches	Southern Area	13	Rugby Union	No	Available for community use and used	Poor	D1/M0
Crosfields School	Urban Western Area	19	Rugby Union	No	Available for community use but unused	Poor	D1/M0
Crosfields School	Urban Western Area	19	Rugby Union	No	Available for community use but unused	Poor	D1/M0
Crosfields School	Urban Western Area	19	Rugby Union	No	Available for community use but unused	Poor	D1/M0
Crosfields School	Urban Western Area	19	Rugby Union	No	Available for community use but unused	Poor	D1/M0
Crosfields School	Urban Western Area	19	Rugby Union	No	Available for community use but unused	Poor	D1/M0
Crosfields School	Urban Western Area	19	Rugby Union	No	Available for community use but unused	Poor	D1/M0

Site Name	Sub Analysis Area	PPS Site ID	Pitch Type	Sports Lighting	Community use category	Agreed pitch quality rating	Drainage/ Maintenance score
Crosfields School	Urban Western Area	19	Rugby Union	No	Available for community use but unused	Poor	D1/M0
Holme Grange School	Southern Area	40	Rugby Union	No	Not available for community use	Standard	D1/M1
Holme Grange School	Southern Area	40	Rugby Union	No	Not available for community use	Standard	D1/M1
Holme Grange School	Southern Area	40	Rugby Union	No	Not available for community use	Standard	D1/M1
Ludgrove School	Southern Area	51	Rugby Union	No	Not available for community use	Standard	D1/M1
Ludgrove School	Southern Area	51	Rugby Union	No	Not available for community use	Standard	D1/M1
Ludgrove School	Southern Area	51	Rugby Union	No	Not available for community use	Standard	D1/M1
Reading Blue Coat School	Northern Area	61	Rugby Union	No	Not available for community use	Standard	D1/M1
Reading Blue Coat School	Northern Area	61	Rugby Union	No	Not available for community use	Standard	D1/M1
Reading Blue Coat School	Northern Area	61	Rugby Union	No	Not available for community use	Standard	D1/M1

Site Name	Sub Analysis Area	PPS Site ID	Pitch Type	Sports Lighting	Community use category	Agreed pitch quality rating	Drainage/ Maintenance score
Reading Blue Coat School	Northern Area	61	Rugby Union	No	Not available for community use	Standard	D1/M1
Reading Blue Coat School	Northern Area	61	Rugby Union	No	Not available for community use	Standard	D1/M1
Reading Blue Coat School	Northern Area	61	Rugby Union	No	Not available for community use	Standard	D1/M1
Reading Blue Coat School	Northern Area	61	Rugby Union	No	Not available for community use	Standard	D1/M1
Reading Blue Coat School	Northern Area	61	Rugby Union	No	Not available for community use	Standard	D1/M1
Reading Rugby Football Club	Northern Area	65	Rugby Union	No	Available for community use and used	Standard	D2/M1
Reading Rugby Football Club	Northern Area	65	Rugby Union	Yes	Available for community use and used	Standard	D2/M1
Reading Rugby Football Club	Northern Area	65	Rugby Union	Yes	Available for community use and used	Standard	D2/M1
Reddam House	Southern Area	66	Rugby Union	No	Not available for community use	Standard	D1/M1
Reddam House	Southern Area	66	Rugby Union	No	Not available for community use	Standard	D1/M1

Site Name	Sub Analysis Area	PPS Site ID	Pitch Type	Sports Lighting	Community use category	Agreed pitch quality rating	Drainage/ Maintenance score
Reddam House	Southern Area	66	Rugby Union	No	Not available for community use	Standard	D1/M1
Rams Rugby Football Club	Northern Area	68	Rugby Union	Yes	Available for community use and used	Good	D0/M2
Rams Rugby Football Club	Northern Area	68	Rugby Union	No	Available for community use and used	Good	D0/M2
Rams Rugby Football Club	Northern Area	68	Rugby Union	Yes	Available for community use and used	Good	D0/M2
The Bulmershe School	Urban Western Area	90	Rugby Union	No	Available for community use but unused	Poor	D1/M0
The Emmbrook School	Wokingham Town Area	92	Rugby Union	No	Available for community use but unused	Poor	D1/M0
The Forest School (Winnersh)	Urban Western Area	93	Rugby Union	No	Available for community use but unused	Poor	D2/M0
The Forest School (Winnersh)	Urban Western Area	93	Rugby Union	No	Available for community use but unused	Poor	D2/M0
The Forest School (Winnersh)	Urban Western Area	93	Rugby Union	No	Available for community use but unused	Poor	D2/M0
The Holt School	Wokingham Town Area	94	Rugby Union	No	Available for community use but unused	Poor	D1/M0

Site Name	Sub Analysis Area	PPS Site ID	Pitch Type	Sports Lighting	Community use category	Agreed pitch quality rating	Drainage/ Maintenance score
The Piggott School	Northern Area	95	Rugby Union	No	Not available for community use	Poor	D1/M0
The Piggott School	Northern Area	95	Rugby Union	No	Not available for community use	Poor	D1/M0
The Piggott School	Northern Area	95	Rugby Union	No	Not available for community use	Poor	D1/M0

4.23 There were 3 rugby pitches assessed as good in the Borough, these were all located at Rams Rugby Football Club. There were 20 pitches assessed as standard, this includes the pitches at Reading RFC and there were 18 pitches assessed as poor. This includes the senior rugby pitch at Berkshire County Sports Club that is used by Berkshire Shire Hall RFC and Reading Renegades RFC.

4.24 Rams Rugby Football Club and Reading RFC are the only sites in the Borough that contain rugby pitches with sports lighting. Both clubs have recently installed sports lighting on second pitches this season. Both clubs reported that part of the rationale for this was to help alleviate wear and tear on the pitches caused by training.

4.25 Reading RFC also reported that they had installed a bore hole irrigation system at their site in summer 2022. The club reported that this had helped maintain the pitches to a better standard than previous years by improving their post season pitch renovations.

**Ancillary provision**

4.26 Ancillary provision at sites containing rugby pitches was assessed where possible. Ancillary provision has been graded as follows:

- Good;
- Standard;
- Poor.

- 4.27 The assessment of ancillary provision focuses on the quality of changing room provision provided, if there are self-contained or communal showers provided and if officials changing is provided. It also considers if there are pitches with sports lighting available and the adequacy of car parking on site.
- 4.28 Table 4.8 provides an overview of ancillary provision scores at sites that provide rugby pitches available for community use in the Borough.

**Table 4.8 - Ancillary provision at rugby pitch sites**

Site Name	Sub Analysis Area	PPS Site ID	Nature, extent and age (or year of last refurb) of ancillary facilities	Quality of ancillary facilities
Berkshire County Sports Club	Northern Area	11	Four team changing pavilion with self-contained showers and toilets. Officials changing with shower and toilets. Adequate car parking provided.	Standard
Crosfields School	Urban Western Area	19	Changing rooms part of the school building with self-contained toilets and communal showers. Adequate car parking provided.	Standard
Reading Rugby Football Club	Northern Area	65	Six team changing pavilion with communal showers. Officials changing also provided. Adequate car parking provided.	Standard
Rams Rugby Football Club	Northern Area	68	Two changing rooms with self-contained showers and toilets and four changing rooms with communal showers. Two officials changing with self-contained showers and toilets. Adequate car parking provided	Good
The Bulmershe School	Urban Western Area	90	Changing rooms part of the school building with showers and toilets. Adequate car parking provided.	Standard
The Emmbrook School	Wokingham Town Area	92	Part of the school building with changing rooms and toilets. Adequate car parking provided.	Standard
The Forest School (Winnersh)	Urban Western Area	93	Changing rooms part of the school building with showers and toilets provided. Limited car parking provided.	Standard
The Holt School	Wokingham Town Area	94	Changing rooms part of the school building with toilets. Adequate car parking provided.	Standard

4.29 Reading RFC have proposals to redevelop the ancillary provision at their site. This will include six new changing rooms with self-contained showers and toilets, along with two officials changing rooms that will also have self-contained showers and toilets. The proposals are phased with the first phase due to start during the summer 2023. Phase two is due to start at the end of 2023 or early into 2024 with the final phase taking place in 2025. The club reported that the roof on the existing clubhouse is in poor condition and often leaks during heavy or prolonged periods of rain.

### Demand

4.30 There are currently 4 rugby clubs in Wokingham Borough with a total of 45 teams. Table 4.9 provides an overview of the number of teams each club has at the various age groups and if their team numbers have increased, decreased or stayed the same during the last three years. Rams RFC reported that they no longer run a senior women's team but signpost any players to Reading RFC. Their junior girls rugby programme is also shared with Bracknell RFC, which is outside of the study area in Bracknell Forest. Players alternate between playing home fixtures at Rams Rugby Football Club and Bracknell RFC.

**Table 4.9 - Rugby club demand in Wokingham Borough**

Club Name	Sub Area	PPS Site ID	Senior Men's teams	Senior Women's teams	Junior Boy's teams	Junior Girl's teams	Mini teams	Team Trend (last 3 years)
Berkshire Shire Hall	Northern Area	11	1	0	0	0	0	Stayed the same.
Rams RFC	Northern Area	68	5	0	8	3	6	Decreased by one senior women's team.
Reading RFC	Northern Area	65	4	1	7	3	6	Increase in one junior team.
Reading Renegades RFC	Northern Area	11	1	0	0	0	0	Stayed the same.
<b>Total</b>			<b>11</b>	<b>1</b>	<b>15</b>	<b>6</b>	<b>12</b>	

4.31 Reading RFC also run a mixed ability team and a walking rugby sessions which haven't been include in the numbers above.

### **Imported demand**

- 4.32 Imported demand refers to demand that accesses provision within the study area from but comes from outside this. This could be due to a lack of provision, or the cost of accessing facilities within their own area.
- 4.33 Reading Renegades have not had a fixed home ground and have played at several sites during their existence, this includes sites outside of Wokingham Borough, but have recently developed a relationship with Berkshire County Sports Club where they plan to stay. All four rugby clubs reported that their members come from up to a 5 miles radius, given that all four clubs are located in the Northern Area on the border with Reading, it is possible that these clubs are catering for some demand from Reading.

### **Exported demand**

- 4.34 Exported demand refers to demand from the study area that is being met within another local authority. This could be due to a lack of provision, or the cost of accessing facilities within their own local authority area.
- 4.35 Rams RFC export 3 junior girls teams to Bracknell RFC for some home fixtures. The teams alternate between the two sites for home fixtures.

### **Latent demand**

- 4.36 Latent demand refers to demand that exists, but that isn't being met due to barriers such as a lack of playing or training facilities.
- 4.37 No rugby clubs in Wokingham Borough reported any latent demand during the consultation.

### **Future demand**

- 4.38 Future demand can be developed in two ways, clubs may actively try to increase their team numbers in order to grow their club. This may be supported by the relevant NGB through funded programmes, or support to help deliver objectives within their strategy.
- 4.39 Reading RFC reported plans to develop a second senior women's team. No other rugby clubs in the borough reported plans to grow their existing team numbers. Rams RFC reported that they couldn't increase their existing team numbers due to the pitches already being over capacity for both training and matches. Hence the need to develop facilities on the site for rugby.

### **Team Generation Rates**

- 4.40 Another way that future demand can be calculated is by looking at population forecasts and how these impact upon Team Generation Rates (TGRs).
- 4.41 Future population forecasts have been developed by calculating future growth from data provided by ORS for development of the WBC Local Housing Needs Assessment. These have been developed to show the anticipated population change across Wokingham Borough and by each sub analysis areas. TGRs have been rounded down to the nearest whole number. TGRs have been calculated for the whole of Wokingham Borough and the Northern Area. This is because all rugby club provision is located in the Northern Area and existing team numbers is a baseline for generating TGRs, therefore, no future demand will be created in any of the other sub analysis based on TGRs.



4.42 Table 4.10 provides an overview of TGRs for rugby teams in the Borough.

**Table 4.10 - TGRs for rugby teams in Wokingham Borough**

Sport and Age Groups	Number of teams in age group within the area	Current population in age group within the area (2023)	Future population in age group within the area (2040)	Current TGR	Population change in age group	Potential increase in Team Numbers in Age Group
Rugby Union Senior Men (19-45yrs)	11	26,623	27,712	2420.27	1089	0
Rugby Union Senior Women (19-45yrs)	1	27,970	31,022	27970	3052	0
Rugby Union Youth Boy's (13-18yrs)	15	7,580	7,086	505.333	-494	0
Rugby Union Youth Girl's (13-18yrs)	6	7,215	6,783	1202.5	-432	0
Rugby Union Mini/Midi Mixed (7-12yrs)	13	15,387	13,456	1183.62	-1931	-1

4.43 Table 4.11 provides an overview of TGRs for rugby teams in Northern Area.

**Table 4.11 - TGRs for rugby teams in the Northern Area**

Sport and Age Groups	Number of teams in age group within the area	Current population in age group within the area (2023)	Future population in age group within the area (2040)	Current TGR	Population change in age group	Potential increase in Team Numbers in Age Group
Rugby Union Senior Men (19-45yrs)	11	2,646	2,440	240.545	-206	0
Rugby Union Senior Women (19-45yrs)	1	2,566	2,066	2566	-500	0
Rugby Union Youth Boy's (13-18yrs)	15	712	416	47.4667	-296	-6
Rugby Union Youth Girl's (13-18yrs)	6	733	371	122.167	-362	-2
Rugby Union Mini/Midi Mixed (7-12yrs)	13	1,543	1,042	118.692	-501	-4

4.44 There won't be any new rugby teams created in the Borough as whole or the Northern Area based on TGRs. It is worth noting that these figures don't take into account specific work or programmes delivered by clubs or NGB's in order to increase participation in the sport.

### Understanding the situation at individual sites

- 4.45 Capacity on rugby pitches is measured in Match Equivalent Sessions (MES). This is impacted upon by the quality of the pitch. The RFU provides guidance on the number of matches per week that a pitch can accommodate based upon its quality. For example, if a pitch was assessed as D1/M0 (Poor), it would have capacity for 1.5 matches per week. Capacity of rugby pitches based on their quality is shown in Table 4.12.

**Table 4.12 - RFU pitch capacity guidance**

Drainage	M0 – Poor (MES)	M1 – Standard (MES)	M2 – Good (MES)
D0	0.5	1.5	2
D1	1.5	2	3
D2	1.75	2.5	3.25
D3	2	3	3.5

- 4.46 For match play 0.5 MES has been allocated to each team who use a pitch, this is based on teams playing home and away fixtures.
- 4.47 Capacity will also be impacted by clubs using pitches for training. Where this is the case 0.5 MES has been attributed to senior and youth rugby teams for each training sessions that takes place on a pitch. Where mini teams train on a senior pitch 0.25 MES has been attributed to the use of the pitch.
- 4.48 Education sites have had their total use calculated by the amount of curricular and extra-curricular use that was reported during the consultation.

### Peak Demand

- 4.49 Peak demand for rugby match play is deemed to be as follows:

- Senior Men's – Saturday afternoon;
- Senior Women's – Sunday afternoon;
- Juniors – Sunday morning;
- Mini's – Sunday morning.

4.50 Table 4.13 provides a capacity analysis of rugby pitches on club sites in the in the Borough based on the criteria set out above. All club demand is currently catered for on these sites. Table 4.14 provides a capacity analysis of all remaining rugby pitches, which are located on education sites

**Table 4.13 - Capacity of rugby pitches on club sites in Wokingham Borough**

Site Name	Sub Analysis Area	PPS Site ID	Management Type	Pitch Type	Number of Pitches	Community use category	Pitch Quality Rating	Drainage/ Maintenance Score	Match Play (MES)	Training (MES)	Capacity (MES)	Comments
Berkshire County Sports Club	Northern Area	11	Charity	Senior Rugby Union	1	Available for community use and used	Poor	D1/M0	1	1	-0.5	Pitches overplayed by 0.5 MES
Reading Rugby Football Club	Northern Area	65	Sport Club	Senior Rugby Union	3	Available for community use and used	Standard	D2/M1	7.5	9.5	-9.5	Pitches overplayed by 9.5 MES
Rams Rugby Football Club	Northern Area	68	Sport Club	Senior Rugby Union	3	Available for community use and used	Good	D0/M2	8	11	-13	Pitches overplayed by 13 MES

Table 4.14 - Capacity of rugby pitches on education sites in Wokingham Borough

Site Name	Sub Analysis Area	PPS Site ID	Management Type	Pitch Type	Number of Pitches	Community use category	Pitch Quality Rating	Drainage/ Maintenance Score	Carrying Capacity (MES)	Match Play (MES)	Training (MES)	Capacity (MES)	Comments
Bohunt School Pitches	Southern Area	13	School/ College/ University (in house)	Senior Rugby Union	1	Available for community use and used	Poor	D1/M0	1.5	1	2	-1.5	Pitch overplayed by 1.5 MES.
Crosfields School	Urban Western Area	19	Trust	Senior Rugby Union	2	Available for community use but unused	Poor	D1/M0	3	1	2	0	Pitches at capacity.
Crosfields School	Urban Western Area	19	Trust	Junior Rugby Union	5	Available for community use but unused	Poor	D1/M0	7.5	2	2	3.5	Spare capacity discounted due to unsecured community use.
Holme Grange School	Southern Area	40	School/ College/ University (in house)	Junior Rugby Union	3	Not available for community use	Standard	D1/M1	6	2	2	2	Spare capacity discounted as not available for community use.

Site Name	Sub Analysis Area	PPS Site ID	Management Type	Pitch Type	Number of Pitches	Community use category	Pitch Quality Rating	Drainage/ Maintenance Score	Carrying Capacity (MES)	Match Play (MES)	Training (MES)	Capacity (MES)	Comments
Ludgrove School	Southern Area	51	School/ College/ University (in house)	Junior Rugby Union	3	Not available for community use	Standard	D1/M1	6	2	2	2	Spare capacity discounted as not available for community use.
Reading Blue Coat School	Northern Area	61	School/ College/ University (in house)	Senior Rugby Union	8	Not available for community use	Standard	D1/M1	16	2	2	12	Spare capacity discounted as not available for community use.
Reddam House	Southern Area	66	School/ College/ University (in house)	Senior Rugby Union	3	Not available for community use	Standard	D1/M1	6	2	1	3	Spare capacity discounted as not available for community use.
The Bulmershe School	Urban Western Area	90	School/ College/ University (in house)	Senior Rugby Union	1	Available for community use but unused	Poor	D1/M0	1.5	1	1	-0.5	Pitches overplayed by 0.5 MES.
The Emmbrook School	Wokingham Town Area	92	School/ College/ University (in house)	Junior Rugby Union	1	Available for community use but unused	Poor	D1/M0	1.5	1	1	-0.5	Pitches overplayed by 0.5 MES.

Site Name	Sub Analysis Area	PPS Site ID	Management Type	Pitch Type	Number of Pitches	Community use category	Pitch Quality Rating	Drainage/ Maintenance Score	Carrying Capacity (MES)	Match Play (MES)	Training (MES)	Capacity (MES)	Comments
The Forest School (Winnersh)	Urban Western Area	93	School/ College/ University (in house)	Senior Rugby Union	3	Available for community use but unused	Poor	D2/M0	1.75	2	1	-1.25	Pitches overplayed by 1.25 MES.
The Holt School	Wokingham Town Area	94	School/ College/ University (in house)	Senior Rugby Union	1	Available for community use but unused	Poor	D1/M0	1.5	1	1	-0.5	Pitches overplayed by 0.5 MES.
The Piggott School	Northern Area	95	School/ College/ University (in house)	Senior Rugby Union	3	Not available for community use	Poor	D1/M0	1.5	1	1	-0.5	Pitches overplayed by 0.5 MES.

#### Actual spare capacity

- 4.51 There aren't any rugby pitch sites in Wokingham Borough that currently have spare capacity. All rugby pitch sites with potential spare capacity are on education sites where community use is deemed unsecured the pitches are unavailable. All three sites used by rugby clubs in Wokingham Borough are currently overplayed.

#### Overplay

- 4.52 Overplay occurs when a pitch facilitates more use than its recommended carrying capacity. This can be a result of the pitch having a low carrying capacity or teams simply playing more than the recommended number of fixtures the pitch can accommodate. Overplay can directly impact upon the quality of a pitch.

4.53 Table 4.15 shows sites containing rugby pitches in the Borough that are overplayed and show by how many MES they are overplayed.

**Table 4.15 - Overplayed rugby pitches in Wokingham Borough**

Site Name	Sub Analysis Area	PPS Site ID	Management Type	Pitch Type	Number of Pitches	Community use category	Pitch Quality Rating	Drainage/ Maintenance Score	Carrying Capacity (MES)	Match Play (MES)	Training (MES)	Overplay (MES)
Berkshire County Sports Club	Northern Area	11	Charity	Rugby Union	1	Available for community use and used	Poor	D1/M0	1.5	1	1	-0.5
Bohunt School Pitches	Southern Area	13	School/ College/ University (in house)	Rugby Union	1	Not available for community use	Poor	D1/M0	1.5	1	2	-1.5
Reading Rugby Football Club	Northern Area	65	Sport Club	Rugby Union	3	Available for community use and used	Standard	D2/M1	7.5	7.5	9.5	-9.5
Rams Rugby Football Club	Northern Area	68	Sport Club	Rugby Union	3	Available for community use and used	Good	D0/M2	6	8		-13
The Bulmershe School	Urban Western Area	90	School/ College/ University (in house)	Rugby Union	1	Available for community use but unused	Poor	D1/M0	1.5	1	1	-0.5
The Emmbrook School	Wokingham Town Area	92	School/ College/ University (in house)	Rugby Union	1	Available for community use but unused	Poor	D1/M0	1.5	1	1	-0.5



Site Name	Sub Analysis Area	PPS Site ID	Management Type	Pitch Type	Number of Pitches	Community use category	Pitch Quality Rating	Drainage/ Maintenance Score	Carrying Capacity (MES)	Match Play (MES)	Training (MES)	Overplay (MES)
The Forest School (Winnersh)	Urban Western Area	93	School/ College/ University (in house)	Rugby Union	3	Available for community use but unused	Poor	D2/M0	1.75	2	1	-1.25
The Holt School	Wokingham Town Area	94	School/ College/ University (in house)	Rugby Union	1	Available for community use but unused	Poor	D1/M0	1.5	1	1	-0.5
The Piggott School	Northern Area	95	School/ College/ University (in house)	Rugby Union	3	Not available for community use	Poor	D1/M0	1.5	1	1	-0.5

4.54 There is overplay totalling 27.75 MES in Wokingham Borough. The highest amount of overplay on rugby pitches is located in the Northern Area (23.5 MES), which accounts for 84% of all overplay on rugby pitches. This is a result of all rugby clubs being located in the Northern Area and all rugby pitches used by clubs being overplayed. Overplay on rugby pitches used by clubs equates to 23 MES, which is 82% of all overplay on rugby pitches.

### Key issues and findings

- 4.55 There are current shortfalls of 27.25 MES on senior rugby pitches in Wokingham Borough, these don't increase when future demand is taken into account. The Northern Area has the greatest future shortfalls predicted; this equates to 23.5 MES.
- 4.56 Table 4.16 provides an overview of the supply and demand balance of senior rugby pitches, taking in to account current and future demand. Future demand is based on TGRs for each sub analysis area.

**Table 4.16 - Supply and demand of senior rugby pitches in Wokingham Borough**

Sub Analysis Area	Actual Spare Capacity (MES)	Overplay (MES)	Current Total (MES)	Future Demand (MES)	Future Total (MES)
Northern Area	0	23.5	-23.5	0	-23.5
Southern Area	0	1.5	-1.5	0	-1.5
Wokingham Town Area	0	0.5	-0.5	0	-0.5
Urban Western Area	0	1.75	-1.75	0	-1.75

- 4.57 Given the shortfalls that exist, priority should be given to improving the capacity on existing rugby pitch sites through better maintenance and drainage of pitches. This will be supported through the RFU's new partnership with the GMA and will be looked at in the Strategy and Action Plan. Thought could also be given to the provision of World Rugby compliant 3G AGPs, which could provide additional capacity, especially for midweek training. There is a future proposal to develop a full size 3G AGP at Berkshire County Sports club which will be suitable for rugby training. It is understood that both Berkshire Shire Hall RFC and Reading Renegades will access this pitch for training slot each week. This will help to alleviate some of the overplay on this site.

## Summary

- There are currently 4 rugby clubs in Wokingham Borough with a total of 45 teams;
- There are currently 41 rugby pitches identified within Wokingham Borough across 14 sites. This equates to 29 senior rugby pitches and 12 junior rugby pitches;
- There are 18 pitches provided in the Northern Area, 10 in the Southern Area, 11 in the Urban Western Area and 2 in the Wokingham Town Area;
- There are currently 20 rugby pitches available for community use in Wokingham Borough, 7 of which are provided on club sites, the remaining pitches are all located on education sites. All four rugby clubs in Wokingham Borough play in the Northern Area;
- All sites used by rugby clubs are deemed to have secured community use. Neither Berkshire Shire Hall RFC nor Reading Renegades RFC have any lease arrangements in place at Berkshire County Sports Club, they are both members of the sports club and represented on the committee though;
- There were 3 rugby pitches assessed as good in Wokingham Borough, these were all located at Rams Rugby Football Club. There were 20 pitches assessed as standard, this includes the pitches at Reading RFC and there were 18 pitches assessed as poor. This included the senior rugby pitch at Berkshire County Sports Club that is used by Berkshire Shire Hall RFC and Reading Renegades RFC;
- The ancillary facilities used by Berkshire Shire Hall RFC and Reading Renegades at Berkshire County Sports Club were assessed as good, as were those at Rams Rugby Football Club, which are used by Rams RFC. The ancillary facilities at Reading RFC were assessed as standard. The club have future proposals to redevelop the ancillary provision at their site. This will include six new changing rooms with self-contained showers and toilets, along with two officials changing rooms that will also have self-contained showers and toilets. The proposals are phased with the first phase due to start during the summer 2023. Phase two is due to start at the end of 2023 or early into 2024 with the final phase taking place in 2025;
- Reading RFC reported plans to develop a second senior women's team. Rams RFC reported that due to their site being at capacity, they can't increase their existing team numbers. Team Generation Rates (TGR) don't predict any future growth for rugby teams in the Borough;
- There aren't any rugby pitch sites in Wokingham Borough that currently have actual spare capacity. All rugby pitch sites with potential spare capacity are on education sites where community use is deemed unsecured, or the pitches are unavailable. All three sites used by rugby clubs in the Borough are currently overplayed;
- There is overplay totalling 27.75 MES in Wokingham Borough. The highest amount of overplay on rugby pitches is located in the Northern Area (23.5 MES), which accounts for 84% of all overplay on rugby pitches. This is a result of all rugby clubs being located in the Northern Area and all rugby pitches used by clubs being overplayed. Overplay on rugby pitches used by clubs equates to 23 MES, which is 82% of all overplay on rugby pitches in Wokingham Borough;
- There are current shortfalls of 27.25 MES on senior rugby pitches in Wokingham Borough, these don't increase when future demand is taken into account. The Northern Area has the greatest future shortfalls predicted; this equates to 23.5 MES.

### **3G AGPs**

- 4.58 Competitive full contact (includes tackling, rucking, mauling and lineouts) rugby can be played on 3G AGPs providing they meet the World Rugby (WR) 'Performance Specification for Artificial Grass Pitches for Rugby', more commonly known as 'Regulation 22'. This provides the necessary technical detail to produce pitch systems that are appropriate for rugby. The artificial surface standards identified in Regulation 22 allows matches to be played on surfaces that meet the standard. All full size World Rugby compliant 3G pitches need to be tested to feature on the RFU register. Pitches remain on the register for two years, after this point they need to be retested to continue to appear on the register. To meet this, standard pitches must include a shock pad as shown below in the first bullet.
- 4.59 3G AGPs fall under 3 different categories:
- Long Pile 3G (60mm with a shock pad for rugby);
  - Medium Pile 3G (55mm – 60mm);
  - Short Pile 3G (40mm).

### **Supply**

- 4.60 There aren't currently any 3G AGPs in Wokingham Borough that meet the requirements for regulation 22.

### **Future supply**

- 4.61 There is a proposal to develop a full size 3G AGP at Berkshire County Sports Club. This won't meet the pitch dimension requirements for match play, but the proposal includes provision of a shock pad which will allow for contact training. Through the consultation both Berkshire Shire Hall RFC and Reading Renegades RFC have been identified to access the pitch for a one hour training slot each per week.
- 4.62 During the consultation Rams RFC reported that they would like to develop a 3G AGP to help ease the capacity issues that they have at their site. There are no timescales in place for this at present as the club could be relocated as part of a housing proposal.

# 5. Hockey

## Introduction

- 5.1 England Hockey are the governing body for hockey. They work to develop all facets of the game within Wokingham Borough. This includes delivering the England Hockey Strategy, entitled 'A Nation Where Hockey Matters'. It should be noted that England Hockey are currently developing a new strategy and therefore the previous strategy isn't available on their website.

## A Nation Where Hockey Matters

- 5.2 The strategy sets out five key aims:

1. Grow participation:

- Grow the number of adults playing regularly in our club network;
- Grow the number of young people playing hockey in schools and clubs;
- Grow the numbers of adults and young people playing informal hockey.

2. Deliver international success:

- Review and refine our world-class senior environment to continue to challenge for medals at world level;
- Ensure the single system continues to be an effective developmental pathway.

3. Increase visibility:

- Deliver an annual programme of events to provide opportunities to watch high quality hockey;
- Stage more international hockey matches and tournaments;
- Secure more TV coverage for our sport;
- Increase our brand equity and change the mainstream perceived view of our sport.

4. Enhance our infrastructure:

- Develop and implement strategies for clubs, facilities, volunteers and umpires;
- Develop and implement a strategy for coaching.

5. Be a strong and respected governing body:

- Grow sponsorship and non-grant income;
- Listen our members and customers to deliver improved experiences;
- Become recognised as a leading governing body both nationally and internationally.

**Consultation**

5.3 There are currently 3 hockey clubs based in Wokingham Borough who between them have 93 teams. All of the clubs responded to the consultation which represents a 100% team response rate.

**Supply**

5.4 Hockey is solely played on Artificial Grass Pitches (AGPs) for both training and match play. There are different specifications of AGP that can facilitate different levels of play.

5.5 England Hockey Policy Guidance on AGPs (Artificial Grass Pitch Surface Policy 2016) identifies four categories:

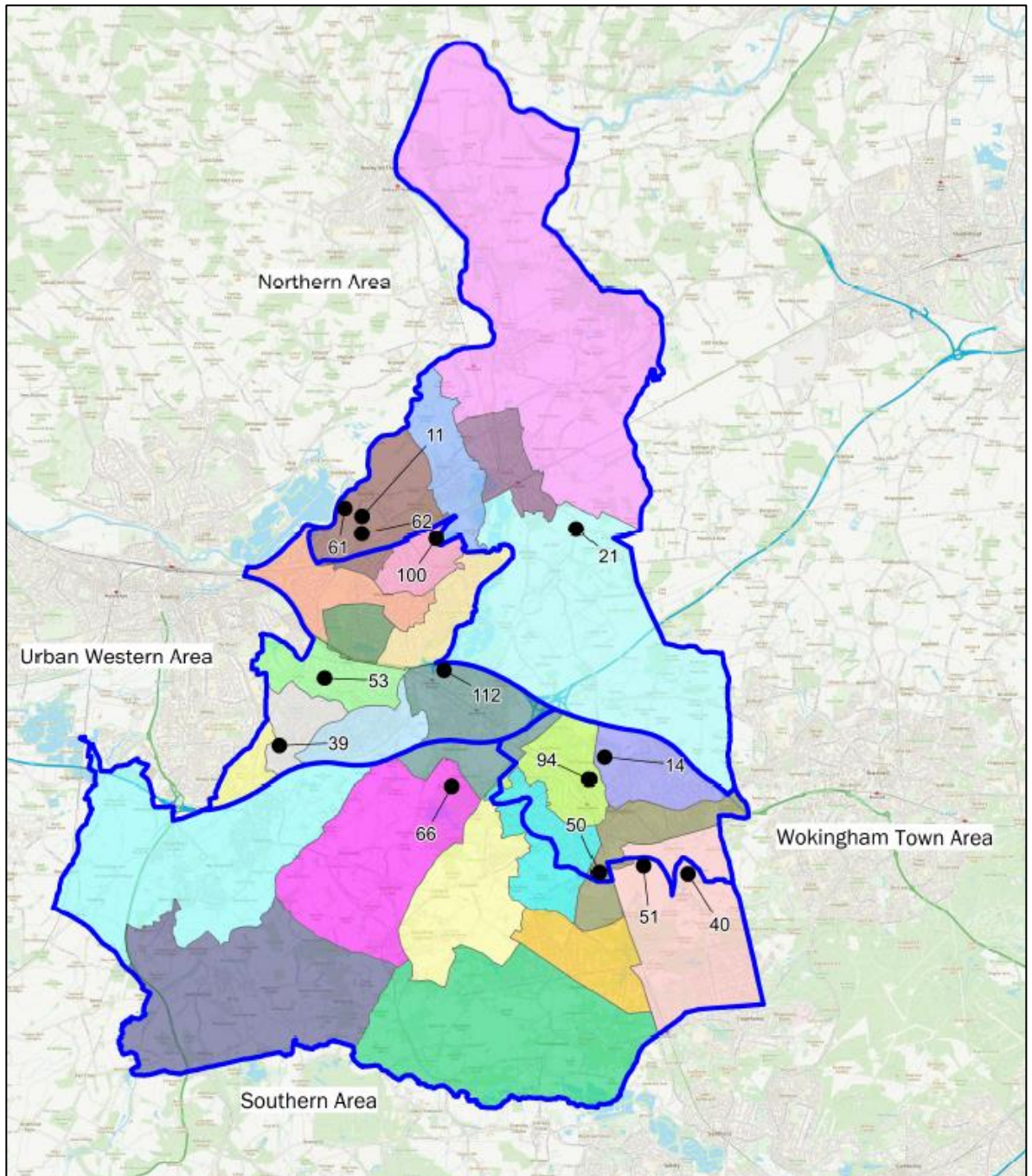
- Category 1 – Water Based (suitable for international hockey fixtures and training as well as Domestic National Premier competition);
- Category 2- Sand Dressed (acceptable for Domestic National Premier competition and all other formats of the game);
- Category 3 – Sand Filled (suitable for adult and junior club training at league fixtures. Also suitable for school fixtures);
- Category 4 – Long Pile 3G (only acceptable for introductory level hockey. Often used for football).

5.6 There are currently 17 AGPs in Wokingham Borough across 15 sites. One full size AGP meets Category 1 status as described above. This is the water based AGP at Reading Cricket and Hockey Club. There are no full size AGPs that meet Category 2 status. There are five full size AGPs that meet Category 3 status, three of which are available for community use.

5.7 A full sized pitch for competitive matches should measure at least 91.4 x 55 metres excluding surrounding run off areas which must be a minimum of 2 metres at the sides and three metres at the ends. England Hockey's preference is for four metre sides and five metre end run offs, with a preferred overall area of 101.4 x 63 metres though a minimum overall area of 97.4 x 59 metres is accepted. There are currently six AGPs in Wokingham Borough that meet these dimensions and are deemed to be full size, five of which are available for community use. This includes all AGPs used by hockey clubs.

5.8 Figure 5.1 shows where all hockey AGPs are located within Wokingham Borough. The numbers in the Figure relate to the PPS site ID in Tables 5.1 and 5.2. It is worth noting that the sand filled AGP at Reading Cricket and Hockey is actually located at Berkshire County Sports Club which is adjacent to the site. The hockey club lease the AGP from Berkshire County Sports Club and are responsible for managing and maintaining the AGP.

Figure 5.1 - Supply of hockey AGPs



5.9 Table 5.1 provides an overview of full size hockey AGP provision in the Borough.

**Table 5.1 - Full size AGPs in Wokingham Borough**

Site Name	Sub Analysis Area	PPS Site ID	Sports Lighting	AGP Length (m)	AGP Width (m)	AGP – Surface Type	Community use category	Security of community use
Berkshire County Sports Club	Northern Area	11	Yes	100	62	Sand Filled	Available for community use and used	Secured
Cantley Park	Wokingham Town Area	14	Yes	100	65	Sand Filled	Available for community use and used	Secured
Crosfields School	Urban Western Area	19	Yes	97	60	Sand Filled	Available for community use and used	Unsecured
Reading Cricket & Hockey Club	Northern Area	62	Yes	101	62.5	Water Based	Available for community use and used	Secured
Reading Cricket & Hockey Club	Northern Area	62	Yes	100	62	Sand Filled	Available for community use and used	Secured
Reddam House	Southern Area	66	Yes	100	45	Sand Filled	Not available for community use	Unsecured
The Holt School	Wokingham Town Area	94	No	88	55	Sand Filled	Not available for community use	Unsecured



5.10 Table 5.2 provides an overview of smaller sized AGPs in Wokingham Borough.

**Table 5.2 - Smaller sized AGPs in Wokingham Borough**

Site Name	Sub Analysis Area	PPS Site ID	Sports Lighting	AGP Length (m)	AGP Width (m)	AGP – Surface Type	Community use category	Security of community use
Dolphin School	Northern Area	21	Yes	34	32	Sand Filled	Available for community use but unused	Unsecured
Hillside Primary School	Urban Western Area	39	No	65	35	Sand Dressed	Not available for community use	Unsecured
Holme Grange School	Southern Area	40	Yes	51	31	Sand Filled	Available for community use and used	Unsecured
Luckley House School	Wokingham Town Area	50	Yes	75	50	Sand Filled	Available for community use and used	Unsecured
Ludgrove School	Southern Area	51	No	66	30	Sand Filled	Not available for community use	Unsecured
Maiden Erlegh School	Urban Western Area	53	Yes	74	50	Sand Filled	Available for community use and used	Unsecured
Move HQ	Southern Area	112	Yes	33	20	Sand Filled	Available for community use and used	Unsecured
Reading Blue Coat School	Northern Area	61	Yes	36	22	Sand Filled	Available for community use and used	Unsecured
Reading Cricket & Hockey Club	Northern Area	62	Yes	36	20	Water Based	Available for community use and used	Secured
Waingels College	Urban Western Area	100	Yes	61	35	Sand Filled	Available for community use and used	Unsecured

### Future proposals

- 5.11 There are no future proposals to develop new hockey AGPs in Wokingham Borough at present. There is a proposal to develop a new 3G AGP at Berkshire County Sports Club. The existing AGP on the site is predominantly used for hockey but does cater for some mid-week football training. There is currently six hours of use a week from football clubs. It is anticipated that once the 3G AGP is delivered at the site at least four hours of this training demand from football clubs will move to the 3G AGP, which will create some availability for mid-week hockey training.

### Disused and lapsed AGPs

- 5.12 A disused site is a site that previously had pitches laid out but no longer does. Once a site has been disused for five years or more it becomes known as lapsed. This means it now falls outside of Sport England's statutory remit but is still assessed using the criteria within Paragraph 99 of the National Planning Policy Framework.
- 5.13 There is smaller sized AGP that is lapsed. This was previously provided the Goals (Reading) but has been converted to a smaller sized 3G AGP.

### Security of tenure and management

- 5.14 Tenure at a site is deemed to be secured if the club has confirmed use of the site for the next 3 years. Where AGPs are located on local authority, parish or town council sites, tenure is generally deemed to be secured.
- 5.15 Tenure is generally deemed to be unsecured at education sites, unless known otherwise. Whilst education sites may provide community use of their facilities, this could be stopped at short notice. Table 5.3 shows the tenure arrangements for AGPs used by hockey clubs in Wokingham Borough.

**Table 5.3 - Tenure arrangement for hockey clubs**

Site Name	Sub Analysis Area	PPS Site ID	Management Type	Security of Community Use	Tenure Arrangements
Berkshire County Sports Club	Northern Area	11	Sport Club	Secured	Sonning Hockey club have no lease but form part of the sports committee with the other sports clubs on site.

Site Name	Sub Analysis Area	PPS Site ID	Management Type	Security of Community Use	Tenure Arrangements
Cantley Park	Wokingham Town Area	14	Local Authority (in house)	Secured	South Berkshire Hockey club currently negotiating a new lease with WBC. Previous lease expired in 2020. Club currently have an annual rolling lease. The lease will include the small pavilion on site that the club use. Club have exclusive rights for training Monday to Friday evenings and all-day Saturday and Sunday for match play
Reading Cricket & Hockey Club	Northern Area	62	Sport Club	Secured	Reading Cricket & Hockey Club have a 99 year lease from WBC that commenced in 1984. They also have a lease until 2040 for the sand filled AGP that is located at Berkshire County Sports Club.

### Quality

5.16 All sites containing AGPs suitable for hockey were visited and assessed using the non-technical assessment criteria provided by England Hockey. This has been assessed along with information provided during the consultation to develop a quality rating for each site. The AGP at Move HQ wasn't assessed as it wasn't identified until after the site assessments had been completed. Therefore it has been omitted from Table 5.4 below.

5.17 AGPs are rated as follows based on how they are scored during the non-technical assessment:

- Good (80% or above);
- Standard (51%-79%);
- Poor (50% or below).

5.18 Table 5.4 provides an overview of how hockey AGPs scored when they were assessed. Where known, it also states when a surface was laid or refurbished. The quality of a hockey AGP is impacted by the age of the surface, how well used it is and how robust the maintenance programme is.

**Table 5.4 - Quality of hockey AGPs in Wokingham Borough**

Site Name	Sub Analysis Area	PPS Site ID	Management Type	Sports Lighting	AGP Length (m)	AGP Width (m)	AGP Surface Type	AGP Installed/ Refurbished	Community use category	Agreed pitch quality rating
Berkshire County Sports Club	Northern Area	11	Sport Club	Yes	100	62	Sand Filled	2020	Available for community use and used	Good
Cantley Park	Wokingham Town Area	14	Local Authority (in house)	Yes	100	65	Sand Filled	2009	Available for community use and used	Standard
Crosfields School	Urban Western Area	19	Trust	Yes	97	60	Sand Filled	Unknown	Available for community use and used	Good
Dolphin School	Northern Area	21	School/ College/ University (in house)	Yes	34	32	Sand Filled	Unknown	Available for community use but unused	Standard
Hillside Primary School	Urban Western Area	39	School/ College/ University (in house)	No	65	35	Sand Dressed	2017	Not available for community use	Standard
Holme Grange School	Southern Area	40	School/ College/ University (in house)	Yes	51	31	Sand Filled	2021	Available for community use and used	Standard
Luckley House School	Wokingham Town Area	50	School/ College/ University (in house)	Yes	75	50	Sand Filled	2022	Available for community use and used	Good
Ludgrove School	Southern Area	51	School/ College/ University (in house)	No	66	30	Sand Filled	Unknown	Not available for community use	Standard

Site Name	Sub Analysis Area	PPS Site ID	Management Type	Sports Lighting	AGP Length (m)	AGP Width (m)	AGP Surface Type	AGP Installed/ Refurbished	Community use category	Agreed pitch quality rating
Maiden Erlegh School	Urban Western Area	53	School/ College/ University (in house)	Yes	74	50	Sand Filled	2007	Available for community use and used	Standard
Reading Blue Coat School	Northern Area	61	School/ College/ University (in house)	Yes	36	22	Sand Filled	2019	Available for community use and used	Standard
Reading Cricket & Hockey Club	Northern Area	62	Sport Club	Yes	101	62.5	Water Based	2015	Available for community use and used	Standard
Reading Cricket & Hockey Club	Northern Area	62	Sport Club	Yes	100	62	Sand Filled	2011	Available for community use and used	Standard
Reddam House	Southern Area	66	School/ College/ University (in house)	Yes	100	45	Sand Filled	Unknown	Not available for community use	Good
The Holt School	Wokingham Town Area	94	School/ College/ University (in house)	No	88	55	Sand Filled	2012	Not available for community use	Standard
Waingels College	Urban Western Area	100	School/ College/ University (in house)	Yes	61	35	Sand Filled	Unknown	Available for community use and used	Good

5.19 There were 5 AGPs assessed as being of good quality and 11 as being standard. No AGPs were assessed as being poor.

- 5.20 The AGP used by Sonning Hockey Club at Berkshire County Sport Club was assessed as good, whilst the AGP at Reading Cricket and Hockey Club, which are used by Reading Hockey Club and the AGP and Cantley Park which is used by South Berkshire Hockey Club, were both assessed as standard. During the consultation Reading Hockey Club did raise some concerns regarding the deteriorating quality of their water based pitch. The club reported that they anticipate having to resurface the pitch in the next two to three years.

### Sports lighting

- 5.21 Sports lighting allows for AGPs to be used for training throughout the winter months. England Hockey recommends a 350 Lux for training and 500 Lux for matches. There are currently 3 AGPs in Wokingham Borough that don't provide sports lighting. These are all located on education sites that aren't available for community use. The remaining 13 AGPs all provide sports lighting. All of these AGPs are available for community use with the exception of the AGP at Reddam House.
- 5.22 All AGPs currently used by hockey clubs have halide sports lights. Halide sports lights often have a greater light spill and are more costly to operate in comparison to light emitting diode (LED) lights. Berkshire County Sports Club are looking to replace their existing halide sports lights with LEDs as part of their 3G AGP development on site.

### Ancillary provision

- 5.23 Ancillary provision at hockey club sites was also assessed as part of the site visits. The assessment looks at changing rooms for players and officials (including showers and toilets), provision of player and spectator toilets, catering provision and whether or not facilities are accessible for people with disabilities. Car parking provision is also considered. Table 5.5 provide an overview of ancillary provision at hockey club sites in the Borough.

**Table 5.5 - Ancillary provision at hockey club sites**

Site Name	Sub Analysis Area	PPS Site ID	Description	Quality Rating
Berkshire County Sports Club	Northern Area	11	Four team changing pavilion with self-contained shower and toilets. Officials changing with self-contained shower and toilets also provided. Adequate car parking provided.	Good
Cantley Park	Wokingham Town Area	14	Four team changing pavilion with self-contained showers and toilets. Also has one changing room without showers and two officials changing with self-contained showers and toilets.	Good
Reading Cricket & Hockey Club	Northern Area	62	Pavilion with four changing rooms with showers and toilets. Officials changing also provided. Adequate car parking provided	Good

## Demand

- 5.24 There are currently 3 hockey clubs based in Wokingham Borough who between them have 93 teams. An overview of their teams at the various categories has been provided in table 5.6. This also shows if their team numbers have increased, decreased or stayed the same in the last three years.

**Table 5.6 - Hockey teams in Wokingham Borough**

Club Name	Senior Men's Teams	Senior Women's Teams	Junior Boy's Teams	Junior Girl's Teams	Mini Teams	Team Trends (Last three years)
Reading Hockey Club	11	8	10	14	4	Stayed the same.
Sonning Hockey Club	7	8	1	4	2	Decreased by one senior women's team.
South Berkshire Hockey Club	8	7	3	4	2	Increased by two senior men's teams, one senior women's team, one junior girls' team and one mini team.
<b>Total</b>	<b>26</b>	<b>23</b>	<b>14</b>	<b>22</b>	<b>8</b>	

- 5.25 Sonning Hockey club reported during the consultation that they also lost one senior mens team in the last three year but were able to add another vets team, therefore, there overall number of senior men's team numbers have stayed the same during that period.

## Imported demand

- 5.26 Imported demand is demand that comes from outside of the study area to access provision, because there is a lack of provision or barriers to accessing provision where they are located.
- 5.27 There are no hockey clubs from outside Wokingham Borough that currently use facilities within the local authority area.

## Exported demand

- 5.28 Exported demand is demand that can't be catered for within the study area and therefore takes place outside of this.
- 5.29 Sonning Hockey Club and South Berkshire Hockey club both reported that whilst the majority of their provision is based in Wokingham Borough, they both use sites in neighbouring local authorities as an overspill when required. This depends on weekly fixturing scheduling and the impact that this has on capacity at their respective sites. Sonning Hockey Club reported that they use the University of Reading Sportspark in Reading and Wellington College which is located in Bracknell Forest. South Berkshire Hockey Club use Birch Hill Recreation Ground in Bracknell Forest and also use Wellington College. South Berkshire Hockey Club also have a ten year lease at Birch Hill Recreation Ground from Bracknell Town Council for use of the site.

### Unmet demand

- 5.30 Unmet demand refers to demand that exists but can't be catered for due to a lack of available provision.
- 5.31 Reading Hockey Club reported that they have demand for another senior women's team, but they missed the league registration deadline. They not currently competing isn't a direct impact of available provision. They also have unmet demand for three junior teams.

### Future Demand

- 5.32 Future demand can be developed in two ways, clubs may actively try to increase their team numbers in order to grow their club. This may be supported by the relevant NGB through funded programmes, or support to help deliver objectives within their strategy.
- 5.33 Table 5.7 below shows hockey clubs in Wokingham Borough who reported plans to increase their existing team number and by how many teams they were looking to increase.

**Table 5.7 - Reported growth by hockey clubs**

Club Name	Senior Men's Teams	Senior Women's Teams	Junior Boy's Teams	Junior Girl's Teams
Reading Hockey Club	0	1	2	2
Sonning Hockey Club	1	1	0	0
South Berkshire Hockey Club	0	0	4	4
<b>Total</b>	<b>1</b>	<b>2</b>	<b>6</b>	<b>6</b>

- 5.34 England Hockey currently run a number of programmes to help clubs engage with the local community and develop their membership.

### Hockey Heroes

- 5.35 Hockey Heroes is a fun and welcoming programme aimed at children aged 5-8. It offers an 8 week course for beginners, which is designed to help them develop the basic skills required for hockey such as dribbling, passing and shooting in a fun environment.
- 5.36 There are currently no Hockey Heroes programmes being delivered in Wokingham Borough.

### Walking Hockey

- 5.37 Walking Hockey is designed for people who still wish to take part in the game but want to play at a far less demanding pace. Walking Hockey sessions are often delivered by local clubs.
- 5.38 Reading Hockey Club currently run a walking hockey session every week at Reading Cricket and Hockey Club.



### **Back to Hockey**

- 5.39 Back to Hockey is aimed at people of any age or ability, who want to play hockey in a fun environment. Sessions are aimed at developing skills and providing opportunities to take part in small sided games. There is also an emphasis on socialising and meeting new people.
- 5.40 South Berkshire Hockey Club currently run a Back to Hockey session every week at Cantley Park.

### Team Generation Rate's (TGRs)

- 5.41 Another way that future demand can be calculated is by looking at population forecasts and how these impact upon Team Generation Rates (TGRs).
- 5.42 Future population forecasts have been developed by calculating future growth from data provided by ORS for development of the WBC Local Housing Needs Assessment. These have been developed to show the anticipated change in population across Wokingham Borough and by each sub analysis areas. TGRs have been rounded down to the nearest whole number.
- 5.43 Table 5.8 provides an overview of TGRs for hockey teams in the Borough.

**Table 5.8 - TGRs for hockey teams in Wokingham Borough**

Sport and Age Groups	Number of teams in age group within the area	Current population in age group within the area (2023)	Future population in age group within the area (2040)	Current TGR	Population Change in Age Group	Potential Change in Team Numbers in Age Group
Hockey Senior Men (16-55yrs)	26	43,094	43,937	1657.46	843	0
Hockey Senior Women (16-55yrs)	23	44,245	43,471	1923.7	-774	0
Hockey Junior Boy's (11-15yrs)	14	6,902	5,902	493	-1000	-2
Hockey Junior Girl's (11-15yrs)	22	6,391	5,590	290.5	-801	-2

- 5.44 Table 5.8 shows that there won't be any additional senior men's or women's hockey teams created in Wokingham Borough up to 2040 based on TGRs. There is a reduction of two teams forecast in both junior boy's and girl's teams up to 2040.
- 5.45 It is worth noting that these figures don't take in to account any specific work that might be carried out by clubs or the NGB in the future to increase participation in the sport.
- 5.46 TGRs for junior teams in hockey specifically relates to teams within a club playing fixtures. This doesn't account for any recreational activity a club may deliver aimed at junior players that may also have an impact upon capacity of hockey AGPs.

### Understanding the situation at individual sites

5.47 PPS guidance states that full size AGPs for hockey can accommodate 4 match equivalent sessions (MES) on a Saturday or Sunday. Based on this, each team requires 0.5 MES on a home AGP.

### Peak Demand

5.48 Peak demand for senior hockey is Saturday with junior fixtures taking place on Sunday. Training takes place midweek.

5.49 Sport England identify peak periods for access to AGPs is Monday to Thursday 17:00–21:00, Friday 17:00-19:00 and weekends 09:00–17:00, which totals 34 hours per week.

5.50 Table 5.9 shows the availability of full size AGPs suitable for hockey in the Borough. This includes whether or not they have any spare capacity during peak periods.

**Table 5.9 - Availability of full-size hockey AGPs**

Site Name	Sub Analysis Area	PPS Site ID	Hours available to the community	Number of pitches	Rating	Club use	Mid-week availability	Weekend capacity (MES)	Weekend use (MES)	Weekend balance
Berkshire County Sports Club	Northern Area	11	Every day 09:00 – 22:00	1	Good	Sonning Hockey Club	2 hours	8	11	-3
Cantley Park	Wokingham Town Area	14	Every day 09:00 – 22:00	1	Standard	South Berkshire Hockey Club	2 hours	8	8	0
Crosfields School	Urban Western Area	19		1	Good	None	Unknown	Unknown	Unknown	Unknown
Reading Cricket & Hockey Club	Northern Area	62	Every day 09:00 – 22:00	2	Standard	Reading Hockey Club	None at peak times	16	23.5	-7.5

Site Name	Sub Analysis Area	PPS Site ID	Hours available to the community	Number of pitches	Rating	Club use	Mid-week availability	Weekend capacity (MES)	Weekend use (MES)	Weekend balance
Reddam House	Southern Area	66	Not available for community use	1	Good	None	None	None	None	-

### Actual spare capacity

- 5.51 There is no spare capacity on full size AGPs for hockey in Wokingham Borough. The AGP at Cantley Park is currently at capacity whilst the AGPs at Berkshire County Sports Club and Reading Cricket & Hockey Club are both overplayed. Cantley Park and Berkshire County Sports Club currently have two hours a week each of midweek availability for training. The AGP at Berkshire County Sports Club currently has six hours a week of mid-week training from football clubs. Once the 3G AGP is developed at the site 4 hours of this demand will be relocated to the 3G AGP, which will create additional capacity for mid-week hockey training.

### Overplay

- 5.52 Three AGPs in Wokingham Borough are currently overplayed, those are the AGPs at Berkshire County Sports Club and Reading Cricket & Hockey Club. This equates to 10.5 MES of overplay at present.

### Key issues and findings

- 5.53 There are 5 full size AGPs in Wokingham Borough that are suitable for Hockey and available for community use. There is currently 4 hours per week of mid-week training capacity available across all those AGPs. Capacity analysis suggests that there is currently no spare capacity for match play at any AGPs in Wokingham Brough with 3 AGPs currently overplayed. This results in two clubs accessing additional AGPs in neighbouring local authorities for some of their match play demand when required.
- 5.54 Future demand based on TGRs won't have any impact on hockey AGPs in Wokingham Borough. Should future demand forecast by hockey clubs be realise, an additional 15 teams could be created which would result in an additional 7.5 MES of match play demand across the weekend. Existing hockey AGPs wouldn't be able cater for this for training or matches.
- 5.55 It is important that existing sites are appropriately maintained and resurfaced when required so that there isn't any impact on existing demand.

- 5.56 Existing sites should also be protected to maintain existing use and should not be considered to be resurfaced to 3G AGPs.

### Summary

- There are currently 6 full size AGPs suitable for hockey in Wokingham Borough, 5 of these AGPs are available for community use. There are also 11 smaller sized AGPs, 8 of which are available for community use;
- There are currently 16 AGPs in Wokingham Borough across 14 sites. One full size AGP in meets Category 1 status. This is the water based AGP at Reading Cricket and Hockey Club. There are no full size AGPs that meet Category 2 status. There are five full size AGPs that meet Category 3 status;
- There are no future proposals to develop new hockey AGPs. There is a proposal to develop a new 3G AGP at Berkshire County Sports Club. The existing AGP on the site is predominantly used for hockey but does cater for some mid-week football training. It is anticipated that once the 3G AGP is delivered at the site the football clubs who use the hockey AGP for training will move to the 3G AGP, which will create some availability for mid-week hockey training;
- There were 5 AGPs assessed as being of good quality and 11 as being standard. No AGPs were assessed as being poor. The AGP at Move HQ wasn't assessed as the site was only identified after the assessments had been completed. The AGP used by Sonning Hockey Club at Berkshire County Sport Club was assessed as good, whilst the AGPs at Reading Cricket & Hockey Club, which are used by Reading Hockey Club and the AGP and Cantley Park used by South Berkshire Hockey Club were both assessed as standard;
- During the consultation hockey clubs in the borough reported potential future growth of up to 15 teams in total.
- TGRs show that there won't be any additional senior men's or women's hockey teams created in Wokingham Borough up to 2040. There is a reduction of two teams forecast in both junior boy's and girl's teams up to 2040.;
- There are 5 full size AGPs in the Wokingham Borough that are suitable for Hockey and available for community use. There is currently 4 hours per week of mid-week training capacity available across all AGPs. Capacity analysis suggests that there is currently no spare capacity for match play at any AGPs in the Brough with 3 AGPs currently overplayed.

## 6. Cricket

### Introduction

- 6.1 The Berkshire Cricket Foundation (BCF) are the County Cricket Board who cover Wokingham Borough. They work to sustain and increase cricket across all pillars of the game locally. This includes overseeing delivery of a number of leagues locally that cater for adult and junior players.
- 6.2 BCF also work closely with the England and Wales Cricket Board (ECB) to deliver their Inspiring Generations Strategy throughout the area. ([ECB Inspiring Generations 2020 - 2024](#)).
- 6.3 Inspiring Generations is game-wide five-year strategic plan to grow cricket in England and Wales from 2020-24. The plan seeks to unite the whole game behind a clear purpose: to connect communities and to inspire current and future generations through cricket.
- 6.4 The strategy sets out six important priorities and activities:
1. Grow and nurture the core:
    - Sustain and grow the role of a thriving county and club cricket network.
  2. Inspire through elite teams:
    - Maximise the impact of winning elite teams across the whole game.
  3. Make cricket accessible:
    - Broaden the demographic of cricket's player and follower base.
    - Grow cricket's digital presence to engage with more players and fans.
  4. Engage children and young people:
    - Encourage more young people to engage with cricket on a regular basis.
  5. Transform womens 'and girls' cricket:
    - Increase the representation of women at every level of cricket.
  6. Support our communities:
    - Develop cricket's role as a vehicle for delivering positive social impact.
- 6.5 BCF are also working with the ECB at the time of writing to develop a County Facility Plan. This will capture BCFs priority projects locally for facility investment. The plan is due to be completed in March 2023 and should complement the priorities identified within the PPS.

## **Consultation**

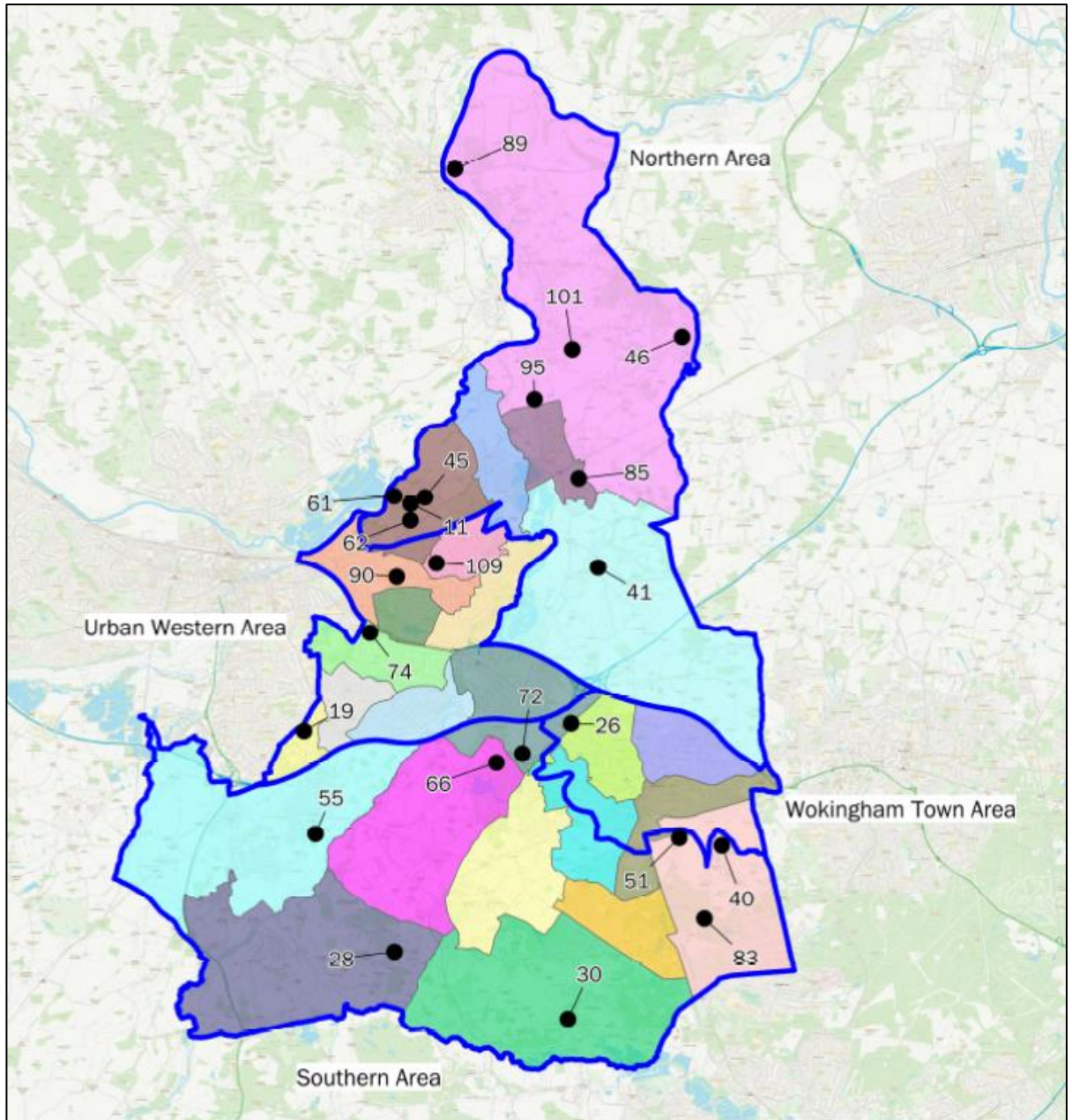
- 6.6 There are currently 20 cricket clubs competing in Wokingham Borough. Thirteen of the 20 clubs responded to the consultation, which represents a club response rate of 65%. Between them, the 20 clubs have a combined total of 192 teams. The 13 teams who responded to the consultation represent the majority of teams with a combined total of 174 of the 192 teams, which equates to a 90% response rate.

## **Supply**

- 6.7 There are currently 33 grass cricket pitches in Wokingham Borough spread across 22 sites. 28 of the 33 pitches are available for community use. There are 10 sites that also provide artificial practise nets. Figure 6.1 overleaf provides a spatial overview of where grass cricket pitches are located.
- 6.8 Whilst the following site are deemed to be available for community use, they are club sites that restrict access to the general public. The facilities can be accessed through the range of activities that the club provide, alternatively the facilities can be hired through the club if they are available.
- The Brakspear Ground (Henley Cricket Club);
  - Farley Hill Cricket Club;
  - Hurst Cricket Club;
  - Knowl Hill Cricket Club;
  - Reading Cricket & Hockey Club; and
  - Saddlers End.

6.9 The numbers in the figure relate the PPS Site ID in Table 6.1.

**Figure 6.1 – Map of grass cricket pitches in Wokingham Borough**



6.10 There are currently 16 grass cricket pitches located in the Northern Area, 12 in the Southern Area, 1 in the Wokingham Town Area and 4 in the Urban Western Area.



6.11 Table 6.1 provides an overview of grass cricket pitch provision in Wokingham Borough. This includes the number of wickets that each pitch provides at any given site. Sites identified as being available for community use have been highlighted in green, whilst sites identified as being unavailable for community use have been highlighted in red.

**Table 6.1 - Overview of grass cricket pitches**

Site Name	Sub Area	PPS Site ID	Number of Wickets	Community Use Category
Berkshire County Sports Club	Northern Area	11	7	Not available for community use
Crosfields School	Urban Western Area	19	8	Not available for community use
Emmbrook Sports And Social Club	Wokingham Town Area	26	12	Available for community use and used
Farley Hill Cricket Club	Southern Area	28	10	Available for community use and used
Finchampstead Memorial Ground	Southern Area	30	10	Available for community use and used
Finchampstead Memorial Ground	Southern Area	30	10	Available for community use and used
Hurst Cricket Club	Northern Area	41	12	Available for community use and used
King Georges Field (Sonning)	Northern Area	45	11	Available for community use and used
Knowl Hill Cricket Club	Northern Area	46	8	Available for community use and used
Ludgrove School	Southern Area	51	6	Not available for community use

Site Name	Sub Area	PPS Site ID	Number of Wickets	Community Use Category
Ludgrove School	Southern Area	51	6	Not available for community use
Ludgrove School	Southern Area	51	6	Not available for community use
Millworth Lane Recreation Ground	Southern Area	55	9	Available for community use and used
Reading Blue Coat School	Northern Area	61	12	Available for community use and used
Reading Blue Coat School	Northern Area	61	10	Available for community use and used
Reading Blue Coat School	Northern Area	61	10	Available for community use and used
Reading Blue Coat School	Northern Area	61	8	Available for community use and used
Reading Cricket & Hockey Club	Northern Area	62	10	Available for community use and used
Reading Cricket & Hockey Club	Northern Area	62	10	Available for community use and used
Reddam House	Southern Area	66	11	Available for community use and used
Reddam House	Southern Area	66	4	Available for community use and used
Sadlers End	Southern Area	72	18	Available for community use and used

Site Name	Sub Area	PPS Site ID	Number of Wickets	Community Use Category
Sadlers End	Southern Area	72	12	Available for community use and used
Sol Joel Park	Urban Western Area	74	7	Available for community use and used
St Sebastian's Playing Field	Southern Area	83	11	Available for community use and used
Stanlake Meadow	Northern Area	85	11	Available for community use and used
The Brakspear Ground (Henley Cricket Club)	Northern Area	89	12	Available for community use and used
The Bulmershe School	Urban Western Area	90	7	Available for community use and used
The Piggott School	Northern Area	95	2	Available for community use and used
The Piggott School	Northern Area	95	4	Available for community use and used
Wargrave Recreation Ground	Northern Area	101	6	Available for community use and used
Wargrave Recreation Ground	Northern Area	101	11	Available for community use and used
Woodford Park Leisure Centre	Urban Western Area	109	5	Available for community use and used

6.12 There are currently 296 grass cricket wickets in the Borough across 36 sites. However, only 29 sites currently provide community use, which equates to 263 wickets.

### **Future proposals**

- 6.13 There is a new cricket pitch site in Shinfield (Manor Sports Ground) being developed at the time of writing this report. This will include a new cricket pitch with 9 wickets and a 2 team changing pavilion with officials changing and a social space, ready for the 2023 season. There will also be 2 7v7 mini soccer pitches provided on the outfield. This has been identified to be used by Shinfield CC for their first and second teams. Their third and fourth teams had planned to play at Millworth Lane Recreation Ground, but it is understood that the Parish Council have decided not to provide a grass cricket pitch at the site for the 2023 season. Their third team will continue to play outside of Wokingham Borough as a result of this.
- 6.14 It is also understood that Reading University are looking to develop a new site just south of Shinfield village called High Copse Sports Pavilion. The site will provide a new cricket pitch with a four team changing pavilion and also have two adult 11v11 football pitches marked on the outfield.
- 6.15 There are also proposals at the Arborfield Garrison SDL which could lead to a cricket pitch being provided at this site. The site did previously provide a cricket pitch though it is now deemed to be 'lapsed'.
- 6.16 Waingels College have developed a partnership with Sonning Cricket Club that will result in the College developing a new 8 wicket cricket square on the site. It is expected that this will be completed for the 2025 season.

### **Disused and lapsed pitches**

- 6.17 A disused site is a site that previously had pitches laid out but no longer does. Once a site has been disused for five years or more it becomes known as lapsed. This means it now falls outside of Sport England's statutory remit but is still assessed using the criteria within Paragraph 99 of the National Planning Policy Framework.
- 6.18 The following sites in Wokingham Borough have been identified as having disused cricket pitches:
- Rams Rugby Football Club (now used as a mini rugby pitch);
  - St Crispin's School;
  - The Emmbrook School.
- 6.19 The following sites have been identified as having lapsed cricket pitches:
- Arborfield Garrison;
  - Ryeish Green (Oakbank);
  - Wokingham Cricket Club.
- 6.20 It is understood that the lapsed cricket pitch at the Arborfield Garrison SDL could be reinstated as part of the planned development.

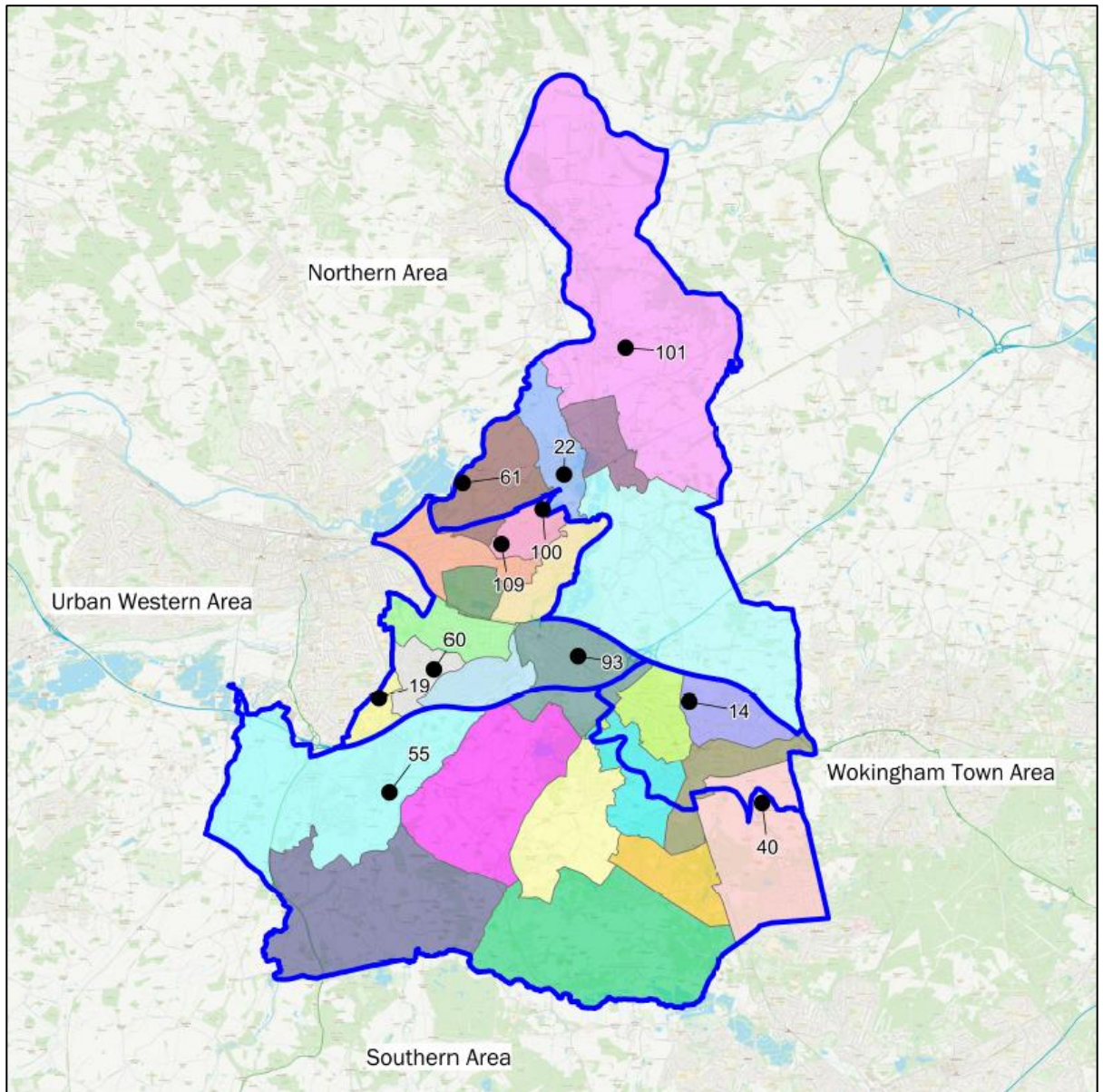
### **Non-Turf Pitches (NTPs)**

- 6.21 NTPs that meet the ECB's TS6 Performance Standards can be used for match play. They are also often used for training in conjunction with mobile nets. The ECB recommends that a good quality NTP can facilitate 60 matches a season.

6.22 There are currently 12 NTPs in Wokingham Borough spread across 11 sites. Figure 6.2 overleaf provides a spatial overview of where they are located.

6.23 The numbers in the figure relate to the PPS site ID in table 6.2.

**Figure 6.2 - Map of cricket NTPs**



6.24 There are currently 4 NTPs in the Northern Area, 2 in the Southern Area, 1 in the Wokingham Town Area and 5 in the Western Urban Area. Of the 12 NTPs in Wokingham Borough, 9 are currently available for community use. All of NTPs that are currently unavailable for community use are located on education sites.

6.25 Table 6.2 provides an overview of cricket NTP provision in Wokingham Borough. Sites identified as available for community use have been highlighted in green. Sites identified as unavailable for community use have been highlighted in red.

**Table 6.2 - Overview of cricket NTPs**

Site Name	Sub Area	PPS Site ID	Number of Wickets	Community Use Category
Cantley Park	Wokingham Town Area	14	1	Available for community use and used
Crosfields School	Urban Western Area	19	1	Not available for community use
East Park Farm	Northern Area	22	2	Available for community use and used
Holme Grange School	Southern Area	40	1	Available for community use and used
Millworth Lane Recreation Ground	Southern Area	55	1	Available for community use and used
Radstock Primary School	Urban Western Area	60	1	Not available for community use
Reading Blue Coat School	Northern Area	61	1	Available for community use and used
The Forest School (Winnersh)	Urban Western Area	93	1	Not available for community use
Waingels College	Urban Western Area	100	1	Available for community use and used
Wargrave Recreation Ground	Northern Area	101	1	Available for community use and used

Site Name	Sub Area	PPS Site ID	Number of Wickets	Community Use Category
Woodford Park Leisure Centre	Urban Western Area	109	1	Available for community use and used

6.26 There is disused cricket NTP located at the Ryeish Green Sports Centre where the grass football pitches are.

### Security of tenure

6.27 Tenure at a site is deemed to be secured if the club has confirmed use of the site for the next three years. Where cricket pitches are located on local authority, parish or town council sites, tenure is generally deemed to be secured. Tenure is generally deemed to be unsecured at educational sites, unless known otherwise and a club has an agreement in place. Whilst educational sites may provide community use of their facilities, this could be stopped at short notice.

6.28 Table 6.3 shows whether tenure is deemed secured or unsecured on cricket club sites and what, if any agreement is in place.

**Table 6.3 - Security of tenure at club sites**

Site Name	Sub Area	PPS Site ID	Club	Management Type	Security of Community Use	Lease Arrangements
Emmbrook Sports and Social Club	Wokingham Town Area	26	Emmbrook & Bearwood CC	Sport Club	Secured	Club have a lease in place but couldn't confirm the length.
Farley Hill Cricket Club	Southern Area	28	Farley Hill CC	Sport Club	Secured	99 year lease from the Farley Estate.
Finchampstead Memorial Ground	Southern Area	30	Finchampstead CC	Sport Club	Secured	Club have a 30 year lease from Finchampstead Sports Club.
Hurst Cricket Club	Northern Area	41	Hurst CC	Sport Club	Unsecured	Unknown.

Site Name	Sub Area	PPS Site ID	Club	Management Type	Security of Community Use	Lease Arrangements
King Georges Field (Sonning)	Northern Area	45	Sonning CC / Reading Dynamites CC	Local Authority (in house)	Secured	Sonning Cricket Club have a rolling annual lease from Sonning Parish Council. Reading Dynamites CC is unknown.
Knowl Hill Cricket Club	Northern Area	46	Knowl Hill CC	Sport Club	Unsecured	Unknown.
Millworth Lane Recreation Ground	Southern Area	55	Shinfield CC	Community Organisation	Secured	Club have an annual rental agreement with Shinfield Parish Council.
Reading Cricket & Hockey Club	Northern Area	62	Reading CC	Sport Club	Secured	Club have 999 year lease from the Council.
Reddam House	Southern Area	66	Wokingham CC	School/College/University (in house)	Unsecured	Club have an annual rental agreement with the school.
Sadlers End	Southern Area	72	Wokingham CC	Sport Club	Secured	Club have the freehold.
Sol Joel Park	Urban Western Area	74	Shinfield CC / Reading Asians CC	Local Authority (in house)	Secured	Both clubs have an annual rental agreement with the Earley Town Council.
St Sebastian's Playing Field	Southern Area	83	Crowthorne & Crown Wood CC	Trust	Secured	Club have a 25 year lease with 18 years remaining from the St Sebastian's Trust.
Stanlake Meadow	Northern Area	85	Twyford & Ruscombe CC	Local Authority (in house)	Secured	Club have a 5 year lease from Twyford Parish Council.
The Brakspear Ground (Henley Cricket Club)	Northern Area	89	Henley CC	Sport Club	Secured	Owned by a trust that the cricket club are part of.



Site Name	Sub Area	PPS Site ID	Club	Management Type	Security of Community Use	Lease Arrangements
The Bulmershe School	Urban Western Area	90	Earley CC	School/College/University (in house)	Unsecured	Club have an annual rental agreement.
The Forest School (Winnersh)	Urban Western Area	93	Finchampstead CC	School/College/University (in house)	Unsecured	Club have an annual rental agreement.
Wargrave Recreation Ground	Northern Area	101	Wargrave CC	Sport Club	Secured	Club have 25 year lease with 13 years remaining on it from Wargrave Parish Council for the square. The outfield is hired on a match day basis.
Woodford Park Leisure Centre	Urban Western Area	109	Woodley CC/ Reading Gladiators CC	Local Authority (in house)	Secured	Both clubs have an annual rental agreement.

6.29 Security of community use is deemed a potential issue at Hurst CC and Knowl Hill CC. This is because neither club responded to the consultation and therefore their arrangements for using these sites is undetermined. There are three education sites used by cricket clubs where security of community use is deemed to be an issue. The potential impact of unsecured use will be looked at as a scenario within the strategy document.

### Quality

6.30 Sites in Wokingham Borough containing grass cricket wickets and NTPs were visited and assessed using the non-technical assessment criteria provided by the ECB. This information has been overlaid with information gathered through the consultation process and provides each pitch with a quality rating. An in person site visit was not made to Crosfields School as they didn't respond to the request to visit. On this basis this site has been omitted from Table 6.4.

6.31 Cricket pitches are rated as follows based on how they scored in the non-technical assessment as follows:

- Good (81% or above);
- Standard (51%-80%);
- Poor (50% or below).

6.32 Table 6.4 provides an overview of the quality rating each pitch has been given after the assessments, along with comments provided by clubs from the consultation.

**Table 6.4 - Cricket pitch quality**

Site Name	Sub Area	PPS Site ID	Pitch Type	Number of Wickets	Pitch Quality Rating	Comments from Club
Berkshire County Sports Club	Northern Area	11	Grass	7	Good	None
Cantley Park	Wokingham Town Area	14	NTP	1	Standard	None
East Park Farm	Northern Area	22	NTP	2	Standard	None
Emmbrook Sports and Social Club	Wokingham Town Area	26	Grass	12	Good	Uneven outfield.
Farley Hill Cricket Club	Southern Area	28	Grass	10	Good	Issues with rabbits on site.
Finchampstead Memorial Ground	Southern Area	30	Grass	10	Good	None
Finchampstead Memorial Ground	Southern Area	30	Grass	10	Good	None
Holme Grange School	Southern Area	40	Grass	1	Standard	None

Site Name	Sub Area	PPS Site ID	Pitch Type	Number of Wickets	Pitch Quality Rating	Comments from Club
Holme Grange School	Southern Area	40	NTP	1	Good	None
Hurst Cricket Club	Northern Area	41	Grass	12	Good	None
King Georges Field (Sonning)	Northern Area	45	Grass	11	Standard	None
Knowl Hill Cricket Club	Northern Area	46	Grass	8	Standard	None
Ludgrove School	Southern Area	51	Grass	6	Good	None
Ludgrove School	Southern Area	51	Grass	6	Good	None
Ludgrove School	Southern Area	51	Grass	6	Good	None
Millworth Lane Recreation Ground	Southern Area	55	Grass	9	Standard	Not up to the mark.
Millworth Lane Recreation Ground	Southern Area	55	Cricket NTP	1	Standard	None
Radstock Primary School	Urban Western Area	60	Cricket NTP	1	Poor	None

Site Name	Sub Area	PPS Site ID	Pitch Type	Number of Wickets	Pitch Quality Rating	Comments from Club
Reading Blue Coat School	Northern Area	61	Grass	12	Standard	None
Reading Blue Coat School	Northern Area	61	Grass	10	Standard	None
Reading Blue Coat School	Northern Area	61	Grass	10	Standard	None
Reading Blue Coat School	Northern Area	61	Grass	8	Standard	None
Reading Blue Coat School	Northern Area	61	Cricket NTP	1	Standard	None
Reading Cricket & Hockey Club	Northern Area	62	Grass	10	Good	Issues with dog walkers.
Reading Cricket & Hockey Club	Northern Area	62	Grass	10	Good	Issues with dog walkers.
Reddam House	Southern Area	66	Grass	11	Good	None
Reddam House	Southern Area	66	Grass	4	Good	None
Sadlers End	Southern Area	72	Grass	18	Good	None

Site Name	Sub Area	PPS Site ID	Pitch Type	Number of Wickets	Pitch Quality Rating	Comments from Club
Sadlers End	Southern Area	72	Grass	12	Good	None
Sol Joel Park	Urban Western Area	74	Grass	7	Good	None
St Sebastian's Playing Field	Southern Area	83	Grass	11	Good	Disturbance caused by travellers on site.
Stanlake Meadow	Northern Area	85	Grass	11	Good	Outfield used for football.
The Brakspear Ground (Henley Cricket Club)	Northern Area	89	Grass	12	Good	Occasional flooding.
The Bulmershe School	Urban Western Area	90	Grass	7	Good	None
The Forest School (Winnersh)	Urban Western Area	93	Cricket NTP	1	Good	None
The Piggott School	Northern Area	95	Grass	2	Standard	None
The Piggott School	Northern Area	95	Grass	4	Standard	None
Waingels College	Urban Western Area	100	Cricket NTP	1	Standard	None

Site Name	Sub Area	PPS Site ID	Pitch Type	Number of Wickets	Pitch Quality Rating	Comments from Club
Wargrave Recreation Ground	Northern Area	101	Grass	6	Good	Some unofficial use.
Wargrave Recreation Ground	Northern Area	101	Grass	11	Good	None
Wargrave Recreation Ground	Northern Area	101	Cricket NTP	1	Good	Noe
Woodford Park Leisure Centre	Urban Western Area	109	Grass	5	Standard	Lack of watering and rolling.
Woodford Park Leisure Centre	Urban Western Area	109	Cricket NTP	1	Standard	None

6.33 Table 6.5 shows the number of cricket pitches assessed as either good, standard or poor in the each of the sub analysis areas. Only one pitch was assessed as poor quality with the majority being good quality.

**Table 6.5 - Cricket pitch quality by sub analysis area**

Sub Analysis Area	Good pitches	Standard pitches	Poor pitches
Northern Area	9	10	0
Southern Area	12	3	0
Urban Western Area	3	3	1
Wokingham Town Area	1	1	0

Sub Analysis Area	Good pitches	Standard pitches	Poor pitches
<b>Total</b>	<b>25</b>	<b>17</b>	<b>1</b>

- 6.34 The Ground Management Association (GMA) runs a Pitch Advisory Service in conjunction with the ECB. This enables clubs to have their pitches assessed and receive guidance on how to better manage and maintain them. So far, no cricket clubs in Wokingham Borough have accessed this service.

#### **Overmarked pitches**

- 6.35 Where cricket pitches are collocated with other sports it can often result in pitches being overmark on the cricket outfield. This tends to be common with football pitches being marked within the cricket outfield. This can create issues where the start and end of the respective playing season overlap. It can also create issues with post season renovations works being carried out and pitches not getting a period of rest. The following cricket pitch sites have other sports pitches overmarked on the cricket outfield. This equates to 32 pitches in total.

- Berkshire County Sports Club;
- Cantley Park;
- East Park Farm;
- Emmbrook Sports and Social Club;
- Finchampstead Memorial Ground;
- Holme Grange School;
- Ludgrove School;
- Millworth Lane Recreation Ground;
- Radstock Primary School;
- Reading Blue Coat School;
- Reddam House School;
- Sol Joel Park;
- St Sebastian Playing Fields;
- The Bulmershe School;
- The Forest School;
- The Piggott School;
- Waingels College;
- Wargrave Recreation Ground; and
- Woodford Park Leisure Centre;



### Ancillary provision

- 6.36 Ancillary provision at sites that provide community access to cricket wickets was also assessed. Ancillary provision on cricket sites relates to whether or not umpires' changing facilities, toilets, hot and cold water and heating are provided. It also takes into account the condition of the building.
- 6.37 There were 23 sites recorded as providing good quality ancillary provision, 12 as standard and 1 as poor.
- 6.38 Table 6.6 provides an overview of ancillary provision at cricket sites that provide community access along with their quality rating. It was not possible to gain access to the pavilions at Hurst CC and Knowl CC to undertake an in person assessments.

**Table 6.6 Overview of ancillary provision**

Site Name	Sub Area	PPS Site ID	Description	Quality Rating
Cantley Park	Wokingham Town Area	14	Recently refurbished pavilion. Changing rooms have enclosed showers and toilets along with officials changing.	Good
East Park Farm	Northern Area	22	Four team changing pavilion with enclosed showers. Shared spectator and players toilets. Officials changing with showers provided.	Good
Emmbrook Sports and Social Club	Wokingham Town Area	26	Changing pavilion with two changing rooms, toilets and umpires changing. Inadequate car parking provided.	Good

Site Name	Sub Area	PPS Site ID	Description	Quality Rating
Farley Hill Cricket Club	Southern Area	28	Pavilion with two changing room, showers and toilets. No umpires changing. Adequate car parking provided.	Standard
Finchampstead Memorial Ground	Southern Area	30	Two team changing pavilion with toilets and umpires changing. Adequate car parking provided.	Good
Finchampstead Memorial Ground	Southern Area	30	Changing pavilion with toilets and umpires changing.	Good
Holme Grange School	Southern Area	40	Changing rooms part of the school building with separate toilets. Only toilets available during community bookings. No umpires changing.	Standard
Holme Grange School	Southern Area	40	Changing rooms part of the school building with separate toilets. Only toilets available during community bookings. No umpires changing.	Standard
Hurst Cricket Club	Northern Area	41	Unknown	Unknown

Site Name	Sub Area	PPS Site ID	Description	Quality Rating
King Georges Field (Sonning)	Northern Area	45	Pavilion with two changing rooms, showers, toilets and officials changing. Adequate car parking provided.	Standard
Knowl Hill Cricket Club	Northern Area	46	Unknown	Unknown
Millworth Lane Recreation Ground	Southern Area	55	Pavilion with two changing rooms with showers and toilets. No officials changing provided. Inadequate car parking provided.	Poor
Reading Blue Coat School	Northern Area	61	Changing rooms part of the school building with toilets and umpires changing.	Good
Reading Cricket & Hockey Club	Northern Area	62	Pavilion with four changing rooms with showers and toilets. Officials changing also provided. Adequate car parking provided	Good
Reddam House	Southern Area	66	Pavilion with changing rooms, toilets and no umpires changing. Adequate car parking provided	Good

Site Name	Sub Area	PPS Site ID	Description	Quality Rating
Sadlers End	Southern Area	72	Pavilion with five changing rooms, toilets and umpires changing. Adequate car parking provided. 5th changing room will become toilets for the new indoor centre.	Good
Sol Joel Park	Urban Western Area	74	Pavilion with changing rooms, toilets and umpires changing	Good
St Sebastian's Playing Field	Southern Area	83	Pavilion with two changing rooms, toilets and umpires changing	Good
Stanlake Meadow	Northern Area	85	Pavilion with one changing room, toilets and umpires changing. Adequate car parking provided	Poor
The Brakspear Ground (Henley Cricket Club)	Northern Area	89	Pavilion with two changing rooms, showers and toilets and umpires changing. Inadequate car parking provided.	Good
The Bulmershe School	Urban Western Area	90	Changing rooms part of the school building with showers and toilets.	Standard
The Piggott School	Northern Area	95	Changing rooms part of the school building with toilets.	Standard

Site Name	Sub Area	PPS Site ID	Description	Quality Rating
The Piggott School	Northern Area	95	Changing rooms part of the school building with toilets.	Standard
Waingels College	Urban Western Area	100	Changing rooms part of the school building with toilets.	Standard
Wargrave Recreation Ground	Northern Area	101	Pavilion with four changing rooms, toilets and umpires changing. Adequate car parking provided.	Good
Wargrave Recreation Ground	Northern Area	101	Pavilion with changing rooms, toilets and umpires changing.	Good
Woodford Park Leisure Centre	Urban Western Area	109	Pavilion with changing rooms, toilets and umpires changing. Adequate car parking provided	Standard

6.39 During the consultation the following clubs raised concerns with the quality of their ancillary provision.

- Earley CC (The Bulmershe School);
- Emmbrook and Bearwood CC (Emmbrook Sports and Social Club);
- Shinfield CC (Millworth Lane Recreation Ground);
- Twyford and Ruscombe CC (Stanlake Meadow);
- Woodley CC (Woodford Park Leisure Centre).

6.40 Wargrave CC, Finchampstead CC and Sonning CC are all looking to develop new pavilions at their sites.

#### **Training provision**

6.41 Access to practise nets enables clubs to train throughout the season and during pre-season. The following sites that are available for community use benefit from having practise nets to support this:

- Emmbrook Sports and Social Club;
- Farley Hill Cricket Club;
- Finchampstead Memorial Ground;
- Holme Grange School;
- King Georges Field (Sonning);
- Millworth Lane Recreation Ground;
- Reading Cricket and Hockey Club;
- Saddlers End;
- Stanlake Meadow;
- The Brakspear Ground (Henley Cricket Club);
- The Bulmershe School;
- Waingels College;
- Wargrave Recreation Ground.

## Indoor Nets

- 6.42 Indoor cricket nets provide an opportunity for cricket clubs to train all year round, particularly throughout the winter months. Table 6.7 shows clubs who confirmed through the consultation that they currently access indoor cricket nets, where they access them and if this is within the study area.

**Table 6.7 Clubs who access indoor cricket nets**

Club Name	Site used for indoor nets	Inside Wokingham Borough?
Crowthorne & Crown Wood CC	Wellington College	No
Emmbrook & Bearwood CC	The Forest School	Yes
Finchampstead CC	Eversley Indoor Cricket Centre	No
Henley CC	Shiplake College	No
Reading CC	Blue Coat School / Waingels College	Yes
Shinfield CC	Crosfields School	Yes
Sonning CC	Waingels College	Yes
Twyford & Ruscombe CC	Cox Green Leisure Centre / Furze Platt Senior School	No
Wargrave CC	Waingels College	Yes
Wokingham CC	The Forrest School	Yes
Woodley CC	Eversley Indoor Cricket Centre / Bradfield College	No

- 6.43 Just under half of cricket clubs (45%) who access indoor cricket nets, do so in locations outside of Wokingham Borough. Twyford & Ruscombe CC, Wargrave CC and Woodley CC all commented through the consultation that accessing indoor cricket nets locally was an issue.
- 6.44 There is a development currently underway at Saddlers End where Wokingham CC play, which will provide a new indoor cricket centre comprising of four lanes.

## Demand

- 6.45 There are currently 20 cricket clubs playing in Wokingham Borough who between them have 192 teams.
- 6.46 Table 6.8 provides an overview of the number of teams each cricket club has within the various categories and also shows if their team numbers have increased, decreased or stayed the same during the last three years. The sub area is based on where the clubs main ground is located.

**Table 6.8 Cricket teams in Wokingham Borough**

Club Name	Sub Area	Senior Men's Teams	Senior Women's Teams	Junior Boy's Teams	Junior Girl's Teams	Team Trends (last 3 years)
Crowthorne & Crown Wood Cricket Club	Southern Area	7	2	5	2	Increased by 1 senior men's team, 2 senior women's and 2 junior girl's.
Earley Cricket Club	Urban Western Area	4	0	0	0	Increased by 2 senior men's teams.
Emmbrook & Bearwood Cricket Club	Wokingham Town Area	3	2	10	2	Increased by 1 senior men's team, 2 senior women's teams, 3 junior boy's and 2 junior girl's.
Farley Hill Cricket Club	Southern Area	4	0	0	0	Increased by 1 senior men's team.
Finchampstead Cricket Club	Southern Area	5	1	6	5	Increased by 1 senior women's team. Increased junior boys and junior girls teams.
Henley Cricket Club	Northern Area	4	2	12	6	Increased junior girls teams.
Hurst Cricket Club	Northern Area	3	1	4	2	Unknown.



Club Name	Sub Area	Senior Men's Teams	Senior Women's Teams	Junior Boy's Teams	Junior Girl's Teams	Team Trends (last 3 years)
Knowl Hill Cricket Club	Northern Area	1	0	0	0	Unknown.
Reading Asians Cricket Club	Urban Western Area	2	0	0	0	Unknown.
Reading Cricket Club	Northern Area	4	0	5	1	Stayed the same.
Reading Dynamites Cricket Club	Northern Area	1	0	0	0	Unknown.
Reading Gladiators Cricket Club	Urban Western Area	1	0	0	0	Unknown.
Reading Renegades Cricket Club	Northern Area	2	0	0	0	Unknown.
Reading Tigers Cricket Club	Northern Area	2	0	0	0	Unknown.
Shinfield Cricket Club	Southern Area	4	0	5	2	Increased across all age groups.
Sonning Cricket Club	Northern Area	5	2	13	0	Increased by 1 senior men's team, 2 senior women's teams and 4 junior boys teams.
Twyford & Ruscombe Cricket Club	Northern Area	4	0	5	0	Increased by 1 senior men's team.

Club Name	Sub Area	Senior Men's Teams	Senior Women's Teams	Junior Boy's Teams	Junior Girl's Teams	Team Trends (last 3 years)
Wargrave Cricket Club	Northern Area	4	2	13	4	Increased by 2 senior women's teams and 4 junior boys teams.
Wokingham Cricket Club	Southern Area	9	0	6	0	Increased by 2 senior men's teams and 1 junior girls softball team.
Woodley Cricket Club	Urban Western Area	3	0	0	0	Reduced by 1 senior men's team and 4 junior teams.
<b>Total</b>		<b>72</b>	<b>12</b>	<b>84</b>	<b>24</b>	

6.47 During the consultation Woodley CC commented that the reason their team numbers had reduced was due to a lack of training facilities and hire costs.

6.48 Table 6.9 shows cricket team demand by sub area.

**Table 6.9 - Demand by sub analysis areas**

Sub Area	Senior Men's Teams	Senior Women's Teams	Junior Boy's Teams	Junior Girl's Teams	Sub Analysis Area Total
Northern Area	27	6	46	8	<b>87</b>
Southern Area	24	3	22	10	<b>59</b>
Urban Western Area	11	0	0	0	<b>11</b>
Wokingham Town Area	3	2	11	1	<b>17</b>

6.49 The Northern Area currently has the greatest amount of demand for cricket teams in Wokingham Borough (87 teams), with the least amount of demand in the Urban Western Area (11) at present.

#### Imported demand

6.50 Imported demand is demand that comes from outside of the study area to access provision, because there is a lack of, or barriers to accessing provision where they are located.

6.51 Table 6.10 shows imported cricket team demand into Wokingham Borough, where it is currently located and where it has come from.

**Table 6.10 - Imported cricket demand**

Club Name	Number of Teams	Site Name	Imported From
Reading Tigers CC	2	Reading Cricket & Hockey Club	Reading
Reading Renegades CC	2	Reading Cricket & Hockey Club	Reading
Reading Asians CC	2	Sol Joel Park	Reading
Reading Gladiators CC	1	Woodford Park Leisure Centre	Reading

6.52 In total there are 7 cricket teams worth of imported demand into Wokingham Borough. All of this demand currently comes from Reading.

#### Exported demand

6.53 Exported demand is demand that cannot be catered for within the study area and therefore takes place outside of this.

6.54 Table 6.11 shows exported cricket demand out of Wokingham Borough and where this takes place.

**Table 6.11 - Exported cricket demand**

Club Name	Number of Teams	Site Name	Exported To
Henley CC	2	Nettlebed Cricket Club	South Oxfordshire
Henley CC	6	Harpsden Cricket Club	South Oxfordshire
Henley CC	4	Shiplake College	South Oxfordshire
Henley CC	1	The Oratory Prep School	South Oxfordshire
Wokingham CC	1	Leighton Park School	Reading
Shinfield CC	1	Mortimer Cricket Club	West Berkshire

Club Name	Number of Teams	Site Name	Exported To
Emmbrook & Bearwood CC	1	Reading School	Reading
Sonning CC	2	Windsor Cricket Club	Royal Borough of Windsor and Maidenhead
Crowthorne & Crown Wood CC	1	Hollands Pavilion	Bracknell Forest

6.55 In total there are 19 cricket teams worth of exported demand out of Wokingham Borough. The majority of this demand (13 teams) takes place in South Oxfordshire.

#### Unmet demand

6.56 Unmet demand refers to demand that exists but cannot be catered for due to a lack of available provision.

6.57 During the consultation, 7 clubs in Wokingham Borough stated that they currently had unmet demand.

#### Future demand

6.58 Future demand can be developed in two ways, clubs may actively try to increase their team numbers in order to grow their club. This may be supported by the relevant NGB through funded programmes, or support to help deliver objectives within their strategy. As part of the consultation process, clubs were asked about any aspirations they had to develop their existing team numbers.

6.59 Table 6.12 shows clubs who reported aspirations to grow their current team numbers and shows how many teams they would look to increase in each category.

**Table 6.12 - Potential team growth**

Club Name	Senior Men's Teams	Senior Women's Teams	Junior Boy's Teams	Junior Girl's Teams
Crowthorne & Crown Wood CC	1	0	1	0
Wokingham CC	0	1	0	1
Wargrave CC	0	0	2	0
Woodley CC	1	0	0	0
Reading CC	0	0	1	1

Club Name	Senior Men's Teams	Senior Women's Teams	Junior Boy's Teams	Junior Girl's Teams
Henley CC	1	1	0	0
<b>Total</b>	<b>3</b>	<b>2</b>	<b>4</b>	<b>2</b>

6.60 If future demand identified in Table 6.12 was realised, there would be 11 additional cricket teams created in Wokingham Borough.

6.61 During the consultation Earley CC, Emmbrook & Bearwood CC and Twyford & Ruscombe CC all stated that they would like to increase their team numbers but do not currently have the facilities available to be able to do this.

6.62 The ECB also run a number of programs to support clubs to increase their participation, these are:

#### **All Stars Cricket**

6.63 All Stars cricket provides children aged between 5-8 the opportunity to learn the fundamentals of the game in a fun and inclusive environment. The sessions are generally run in tandem with existing training sessions.

#### **Dynamos Cricket**

6.64 Dynamos cricket follows on from All Stars cricket and provides 8-11 year olds with the opportunity to engage in the sport but also provides a more social element. Sessions are generally run in tandem with existing training sessions.

#### **Softball Cricket**

6.65 Softball cricket is focused on increasing female participation. The aim of softball cricket sessions is to promote enjoyment and participation; without the need for pads, a hardball and a weighty bat. Sessions are played on the outfield and follow a festival format with each session running for a maximum of two and half hours, which is shorter than traditional formats.

6.66 Table 6.13 shows cricket clubs in Wokingham Borough who are running at least one of the ECB participation programmes referenced above.

**Table 6.13 - Cricket clubs in the Borough who run ECB participation programmes**

Club Name	All Stars Cricket	Dynamos Cricket	Soft Ball
Crowthorne & Crown Wood Cricket Club	No	No	Yes
Emmbrook & Bearwood Cricket Club	Yes	No	Yes
Finchampstead Cricket Club	Yes	Yes	No

Club Name	All Stars Cricket	Dynamos Cricket	Soft Ball
Hurst Cricket Club	Yes	No	Yes
Reading Cricket Club	Yes	Yes	No
Sonning Cricket Club	No	No	Yes
Wargrave Cricket Club	No	No	Yes
Wokingham Cricket Club	Yes	No	No

### **Last Man Stands (LMS)**

- 6.67 Last Man Stands is a 2 hour, 8-a-side, T20 cricket game for all abilities. The Reading LMS is based at Woodford Park Leisure Centre and Reading University. The league has two divisions with a total of 13 teams who play throughout the summer Monday – Thursday evenings at both sites. During the 2022 season there were 71 games played at Woodford Park Leisure Centre and 31 games played at Reading University. Games are played on NTPs at both sites. The League reported plans to grow their team number for the 2023 season but stated that this would be dependent on finding grass cricket pitches to play on as teams have a preference to play on grass pitches rather than NTPs.

### **Team Generation Rates (TGRs)**

- 6.68 Another way that future demand can be calculated is by looking at population forecasts and how these impact upon Team Generation Rates (TGRs).
- 6.69 Future population forecasts have been developed by calculating future growth from data provided by ORS for development of the WBC Local Housing Needs Assessment. These have been developed to show the anticipated change in population across Wokingham Borough and by each sub analysis areas. TGRs have been rounded down to the nearest whole number. TGRs have been rounded down to the nearest whole number.

6.70 Table 6.14 show TGRs for cricket teams across Wokingham Borough.

**Table 6.14 - Wokingham Borough TGRs rates based on growth up to 2040**

Sport and Age Groups	Number of teams in age group within the area	Current population in age group within the area (2023)	Future population in age group within the area (2040)	Current TGR	Population change in age group	Potential increase in team numbers in age group
Cricket Senior Men's (18-55yrs)	72	40,696	41,559	565.222	863	1
Cricket Senior Women's (18-55yrs)	12	41,912	41,197	3492.67	-715	0
Cricket Junior Boy's (7-18yrs)	84	15,503	14,021	184.56	-1482	-8
Cricket Junior Girl's (7-18yrs)	24	14,678	13,304	611.583	-1374	-2

- 6.71 Based on ONS population projections, the only growth in team number across Wokingham Borough will be in senior men's teams, which will increase by one team. It is worth noting that TGRs do not take into account targeted work carried out by specific clubs or NGBs to increase teams numbers.
- 6.72 TGRs will now be calculated for each of the sub areas to provide a more detailed look at the impact that population growth may have on team numbers.

6.73 Table 6.15 shows TGRs for cricket teams in the Northern Area.

**Table 6.15 - Northern Area TGRs based on growth up to 2040**

Sport and Age Groups	Number of teams in age group within the area	Current population in age group within the area (2023)	Future population in age group within the area (2040)	Current TGR	Population change in age group	Potential increase in team numbers in age group
Cricket Senior Men's (18-55yrs)	27	4,296	3,818	159.111	-478	-3
Cricket Senior Women's (18-55yrs)	6	4,268	3,244	711.333	-1024	-1
Cricket Junior Boy's (7-18yrs)	46	1,543	1,001	33.5435	-542	-16
Cricket Junior Girl's (7-18yrs)	8	1,445	828	180.625	-617	-3



6.74 Table 6.16 shows TGRs for cricket teams in the Southern Area.

**Table 6.16 - Southern Area TGRs based on growth up to 2040**

Sport and Age Groups	Number of teams in age group within the area	Current population in age group within the area (2023)	Future population in age group within the area (2040)	Current TGR	Population change in age group	Potential increase in team numbers in age group
Cricket Senior Men's (18-55yrs)	24	8,811	7,901	367.125	-910	-2
Cricket Senior Women's (18-55yrs)	3	10,022	11,410	3340.67	1388	0
Cricket Junior Boy's (7-18yrs)	22	3,859	2,887	175.409	-972	-5
Cricket Junior Girl's (7-18yrs)	10	3,451	3,439	345.1	-12	0

6.75 Table 6.17 shows TGRs for cricket teams in the Urban Western Area.

**Table 6.17 - Urban Western Area TGRs based on growth up to 2040**

Sport and Age Groups	Number of teams in age group within the area	Current population in age group within the area (2023)	Future population in age group within the area (2040)	Current TGR	Population change in age group	Potential increase in team numbers in age group
Cricket Senior Men's (18-55yrs)	11	18,965	19,769	1724.09	804	0
Cricket Senior Women's (18-55yrs)	0	18,574	16,195	0	-2379	0
Cricket Junior Boy's (7-18yrs)	0	6,986	6,819	0	-167	0
Cricket Junior Girl's (7-18yrs)	0	6,482	5,658	0	-824	0

6.76 Table 6.18 shows TGRs for cricket teams in the Wokingham Town Area.

**Table 6.18 - Wokingham Town Area TGRs based on growth up to 2040**

Sport and Age Groups	Number of teams in age group within the area	Current population in age group within the area	Future population in age group within the area	Current TGR	Population change in age group	Potential increase in team numbers in age group
Cricket Senior Men's (18-55yrs)	3	8,625	10,071	2875	1446	0
Cricket Senior Women's (18-55yrs)	2	9,049	10,348	4524.5	1299	0
Cricket Junior Boy's (7-18yrs)	11	3,114	3,315	283.091	201	0
Cricket Junior Girl's (7-18yrs)	1	3,300	3,380	3300	80	0

### Understanding the situation at individual sites

- 6.77 Capacity on cricket wickets is measured by matches per season, rather than per week. This is because wickets are often rotated through the course of a season in order to guard against wear and tear.
- 6.78 The number of matches a square can accommodate is affected by its quality and the number of wickets that are available.
- 6.79 Table 6.19 shows how many games a wicket can accommodate per season based on its quality. For example, a good quality grass wicket can accommodate 5 matches per season.

**Table 6.19 - ECB pitch guidance**

Pitch Type	Good (MES)	Standard (MES)	Poor (MES)
1 Grass Wicket	5	0	0
1 NTP	60	0	0

- 6.80 The number of matches played by each team has been informed by consultation with the clubs. Where consultation was not possible, it has been assumed that senior teams play between up to 10 home matches per year and junior teams play up to 6 matches per year.
- 6.81 Any sites that have unsecured use, or that are not available for community use have been discounted if they have spare capacity.
- 6.82 Educational sites are generally considered to be unsecured unless it has been evidenced otherwise. Local authority and town and parish council sites are considered to be secured. Club sites are dependent on the security of tenure a club has at that site.

### Peak Demand

- 6.83 Peak demand for cricket is Saturday, Sunday and Midweek (Monday to Friday evenings).
- 6.84 Senior men's cricket demand takes place on Saturday and Sunday. The majority of clubs play in the following leagues:
- Berkshire, Chilterns and Mid Bucks League;
  - Home Counties Premier League;
  - South East Shires Cricket League.
  - Thames Valley Cricket League;
- 6.85 Peak demand for senior women's cricket is on Sunday, with all teams competing in the Home Counties Women's League.
- 6.86 Peak demand for junior cricket is Sunday or mid-week evenings Monday to Friday, with the majority of teams competing in the Berkshire Youth Cricket League

6.87 It should be noted that whilst competitions may be referenced as senior men's or junior boy's, they are also open to female participants and some teams may be mixed.

6.88 The balance for pitches in Table 6.20 overleaf is shown as follows:

Spare capacity:	The pitch can facilitate more play than is currently taking place.
At capacity:	The pitch is facilitating as much play as it can cater for.
Over capacity:	The pitch is facilitating more play it than it can cater for.

6.89 Table 6.20 shows capacity at cricket sites based on their quality and current use and whether they have spare capacity during peak times. Crosfield School has been omitted from the table as it was not possible to complete a site visit to determine the pitch quality.

**Table 6.20 - Cricket pitch capacity**

Site Name	Sub Area	PPS Site ID	Type of Wicket	Number of Wickets	Community Use Category	Quality Rating	Capacity	Current Use (MES)	Balance (MES)	Comments
Berkshire County Sports Club	Northern Area	11	Grass Wickets	7	Not available for community use	Good	35	25	10	Spare capacity discounted as not available for community.
Cantley Park	Wokingham Town Area	14	Non Turf Wicket	1	Available for community use and used	Standard	0	0	0	No spare capacity.
East Park Farm	Northern Area	22	Non Turf Wickets	2	Available for community use and used	Standard	0	0	0	No spare capacity.
Emmbrook Sports and Social Club	Wokingham Town Area	26	Grass Wickets	12	Available for community use and used	Good	60	85	-25	Overplayed by 25 MES per season.
Farley Hill Cricket Club	Southern Area	28	Grass Wickets	10	Available for community use and used	Good	50	45	5	Spare capacity of 5 MES per season discounted as insufficient.

Site Name	Sub Area	PPS Site ID	Type of Wicket	Number of Wickets	Community Use Category	Quality Rating	Capacity	Current Use (MES)	Balance (MES)	Comments
Finchampstead Memorial Ground	Southern Area	30	Grass Wickets	10	Available for community use and used	Good	50	35	15	Spare capacity of 15 MES per season.
Finchampstead Memorial Ground	Southern Area	30	Grass Wickets	10	Available for community use and used	Good	50	35	15	Spare capacity of 15 MES per season.
Holme Grange School	Southern Area	40	Grass Wickets	1	Available for community use and used	Standard	0	37	-37	Overplayed by 37 MES per season.
Holme Grange School	Southern Area	40	Non Turf Wickets	3	Available for community use and used	Good	180	37	143	Spare capacity discounted as unsecured community use.
Hurst Cricket Club	Northern Area	41	Grass Wickets	12	Available for community use and used	Good	60	52	8	Spare capacity of 8 MES per season discounted and insufficient.
King Georges Field (Sonning)	Northern Area	45	Grass Wickets	11	Available for community use and used	Standard	0	100	-100	Overplayed by 100 MES per season.

Site Name	Sub Area	PPS Site ID	Type of Wicket	Number of Wickets	Community Use Category	Quality Rating	Capacity	Current Use (MES)	Balance (MES)	Comments
Knowl Hill Cricket Club	Northern Area	46	Grass Wickets	8	Available for community use and used	Standard	0	9	-9	Overplayed by 9 MES per season.
Ludgrove School	Southern Area	51	Grass Wickets	6	Not available for community use	Good	30	37	-7	Overplayed by 7 MES per season
Ludgrove School	Southern Area	51	Grass Wickets	6	Not available for community use	Good	30	37	-7	Overplayed by 7 MES per season
Ludgrove School	Southern Area	51	Grass Wickets	6	Not available for community use	Good	30	37	-7	Overplayed by 7 MES per season
Millworth Lane Recreation Ground	Southern Area	55	Grass Wickets	9	Available for community use and used	Standard	0	50	-50	Overplayed by 50 MES per season.
Millworth Lane Recreation Ground	Southern Area	55	Non Turf Wicket	1	Available for community use and used	Standard	0	0	0	No spare capacity.
Radstock Primary School	Urban Western Area	60	Non Turf Wicket	1	Available for community use and used	Poor	0	12	-12	Overplayed by 12 MES per season.



Site Name	Sub Area	PPS Site ID	Type of Wicket	Number of Wickets	Community Use Category	Quality Rating	Capacity	Current Use (MES)	Balance (MES)	Comments
Reading Blue Coat School	Northern Area	61	Grass Wickets	12	Available for community use and used	Standard	0	49	-49	Overplayed by 49 MES per season.
Reading Blue Coat School	Northern Area	61	Grass Wickets	10	Available for community use and used	Standard	0	49	-49	Overplayed by 49 MES per season.
Reading Blue Coat School	Northern Area	61	Grass Wickets	10	Available for community use and used	Standard	0	49	-49	Overplayed by 49 MES per season.
Reading Blue Coat School	Northern Area	61	Grass Wickets	10	Available for community use and used	Standard	0	49	-49	Overplayed by 49 MES per season.
Reading Blue Coat School	Northern Area	61	Non Turf Wicket	1	Available for community use and used	Standard	0	100	-100	Overplayed by 100 MES per season.
Reading Cricket & Hockey Club	Northern Area	62	Grass Wickets	10	Available for community use and used	Good	50	70	-20	Overplayed by 20 MES per season.
Reading Cricket & Hockey Club	Northern Area	62	Grass Wickets	10	Available for community use and used	Good	50	70	-20	Overplayed by 20 MES per season.

Site Name	Sub Area	PPS Site ID	Type of Wicket	Number of Wickets	Community Use Category	Quality Rating	Capacity	Current Use (MES)	Balance (MES)	Comments
Reddam House	Southern Area	66	Grass Wickets	11	Available for community use and used	Good	55	54	1	Spare capacity discounted as unsecured community use.
Reddam House	Southern Area	66	Grass Wickets	4	Available for community use and used	Good	20	34	-14	Overplayed by 14 MES.
Sadlers End	Southern Area	72	Grass Wickets	12	Available for community use and used	Good	90	50	40	Spare capacity of 40 MES per season.
Sadlers End	Southern Area	72	Grass Wickets	6	Available for community use and used	Good	60	54	6	Spare capacity of 6 MES per season discounted as insufficient.
Sol Joel Park	Urban Western Area	74	Grass Wickets	7	Available for community use and used	Good	35	25	10	Spare capacity of 10 MES per season.
St Sebastian's Playing Field	Southern Area	83	Grass Wickets	11	Available for community use and used	Good	55	48	7	Spare capacity of 7 MES per season discounted as insufficient.

Site Name	Sub Area	PPS Site ID	Type of Wicket	Number of Wickets	Community Use Category	Quality Rating	Capacity	Current Use (MES)	Balance (MES)	Comments
Stanlake Meadow	Northern Area	85	Grass Wickets	11	Available for community use and used	Good	55	65	-10	Overplayed by 10 MES per season.
The Brakspear Ground (Henley Cricket Club)	Northern Area	89	Grass Wickets	12	Available for community use and used	Good	60	54	6	Spare capacity of 6 MES per season discounted as insufficient.
The Bulmershe School	Urban Western Area	90	Grass Wickets	7	Available for community use and used	Good	35	58	-23	Overplayed by 23 MES per season.
The Forest School (Winnersh)	Urban Western Area	93	Non Turf Wicket	1	Not available for community use	Good	60	47	13	Spare capacity discounted an unsecured community use.
The Piggott School	Northern Area	95	Grass Wickets	2	Available for community use and used	Standard	0	0	0	No spare capacity.
The Piggott School	Northern Area	95	Grass Wickets	4	Available for community use and used	Standard	0	0	0	No spare capacity.

Site Name	Sub Area	PPS Site ID	Type of Wicket	Number of Wickets	Community Use Category	Quality Rating	Capacity	Current Use (MES)	Balance (MES)	Comments
Waingels College	Urban Western Area	100	Non Turf Wicket	1	Available for community use and used	Standard	0	37	-37	Overplayed by 37 MES per season.
Wargrave Recreation Ground	Northern Area	101	Grass Wickets	6	Available for community use and used	Good	30	45	-15	Overplayed by 15 MES per season.
Wargrave Recreation Ground	Northern Area	101	Grass Wickets	11	Available for community use and used	Good	55	50	5	Spare capacity of 5 MES per season discounted as insufficient.
Wargrave Recreation Ground	Northern Area	101	Non Turf Wicket	1	Available for community use and used	Good	60	50	10	Spare capacity of 10 MES per season.
Woodford Park Leisure Centre	Urban Western Area	109	Grass Wickets	5	Available for community use and used	Standard	0	18	-18	Overplayed by 18 MES per season.
Woodford Park Leisure Centre	Urban Western Area	109	Non Turf Wicket	1	Available for community use and used	Standard	0	71	-71	Overplayed by 71 MES per season.

### Actual spare capacity

- 6.90 A pitch is only deemed to have actual spare capacity if it is available at peak times. Peak demand for senior men’s cricket is Saturday or Sunday. As a pitch can only accommodate one match per Saturday, it can cater for two teams playing on a home and away basis. On this basis, if a pitch has two senior men’s teams using it, it has no additional capacity. Sites that may have minimal spare capacity have been discounted as this would not be sufficient to enable additional teams to play throughout the course of a season. For a site to be classed as having actual spare capacity it must have at least 10 match equivalent sessions available per season. Pitches where use is unsecured have also been discounted as well as pitches that do not provide a community use.
- 6.91 Table 6.21 shows actual spare capacity for Saturday cricket.

**Table 6.21 - Actual spare capacity for Saturday cricket**

Site Name	Sub Area	PPS Site ID	Quality Rating	Capacity	Current Use (MES)	Balance (MES)	Actual Spare Capacity (Saturday)
Finchampstead Memorial Ground	Southern Area	30	Good	50	35	15	No
Finchampstead Memorial Ground	Southern Area	30	Good	50	35	15	No
Sadlers End	Southern Area	72	Good	90	50	40	No
Sol Joel Park	Urban Western Area	74	Good	35	25	10	No
The Brakspear Ground (Henley Cricket Club)	Northern Area	89	Good	60	54	6	No
Wargrave Recreation Ground	Northern Area	101	Good	60	20	10	No

- 6.92 Table 6.21 shows that there is currently no actual spare capacity on Saturdays for cricket in Wokingham Borough.
- 6.93 There is some demand in the borough for senior men’s cricket on Sundays too, as well as demand for senior women’s cricket. In terms of calculating actual spare capacity, the same principles are applied to Sunday cricket as Saturday cricket.

6.94 Table 6.22 shows actual spare capacity for Sunday cricket.

**Table 6.22 - Actual spare capacity for Sunday cricket**

Site Name	Sub Area	PPS Site ID	Quality Rating	Capacity	Current Community Use (MES)	Balance (MES)	Actual Spare Capacity (Sunday)
Finchampstead Memorial Ground	Southern Area	30	Good	50	35	15	No
Finchampstead Memorial Ground	Southern Area	30	Good	50	35	15	No
Sadlers End	Southern Area	72	Good	90	50	40	No
Sol Joel Park	Urban Western Area	74	Good	35	25	10	No
The Brakspear Ground (Henley Cricket Club)	Northern Area	89	Good	60	20	40	No
Wargrave Recreation Ground	Northern Area	101	Good	60	20	10	1 team.

6.95 Table 6.22 shows the only cricket pitch site with actual spare capacity is the NTP at Wargrave Recreation Ground. This site has actual spare capacity for one cricket team.

- 6.96 There is often more capacity during midweek as fixtures can be played across five evenings. Midweek is generally peak demand for junior cricket. NTPs are also often used for midweek junior cricket, which provide greater capacity.
- 6.97 When looking at actual spare capacity for midweek cricket, only three nights a week are taken into consideration for spare capacity for match play. This is to allow for the provision of sessions such as All Stars and Dynamos cricket. If clubs train on the pitches during the week, this is also taken into account when assessing actual spare capacity.
- 6.98 Table 6.23 shows actual spare capacity for midweek cricket.

**Table 6.23 - Actual spare capacity for midweek cricket**

Site Name	Sub Area	PPS Site ID	Quality Rating	Capacity	Current Community Use (MES)	Balance (MES)	Actual Spare Capacity (Midweek)
Finchampstead Memorial Ground	Southern Area	30	Good	50	35	15	No
Finchampstead Memorial Ground	Southern Area	30	Good	50	35	15	No
Sadlers End	Southern Area	72	Good	90	50	40	No
Sol Joel Park	Urban Western Area	74	Good	35	25	10	1 Team
The Brakspear Ground (Henley Cricket Club)	Northern Area	89	Good	60	20	40	No
Wargrave Recreation Ground	Northern Area	101	Good	60	20	10	No

- 6.99 Table 6.23 shows that Sol Joel Park is currently the only cricket pitch site in Wokingham Borough with actual spare capacity for midweek cricket. This site has actual spare capacity for one cricket team.

## Overplay

6.100 There are 15 sites in Wokingham Borough that contain overplayed cricket pitches, this equates to 778 MES per season.

6.101 Table 6.24 shows overplayed cricket sites.

**Table 6.24 - Overplayed cricket pitches**

Site Name	Sub Area	PPS Site ID	Type of Wicket	Number of Wickets	Community Use Category	Agreed pitch quality rating	Capacity	Total Use (MES)	Balance (MES)
Emmbrook Sports and Social Club	Wokingham Town Area	26	Grass Wickets	12	Available for community use and used	Good	60	85	-25
Holme Grange School	Southern Area	40	Grass Wickets	1	Available for community use and used	Standard	0	37	-37
King Georges Field (Sonning)	Northern Area	45	Grass Wickets	11	Available for community use and used	Standard	0	100	-100
Knowl Hill Cricket Club	Northern Area	46	Grass Wickets	8	Available for community use and used	Standard	0	9	-9
Ludgrove School	Southern Area	51	Grass Wickets	6	Not available for community use	Good	30	37	-7
Ludgrove School	Southern Area	51	Grass Wickets	6	Not available for community use	Good	30	37	-7
Ludgrove School	Southern Area	51	Grass Wickets	6	Not available for community use	Good	30	37	-7



Site Name	Sub Area	PPS Site ID	Type of Wicket	Number of Wickets	Community Use Category	Agreed pitch quality rating	Capacity	Total Use (MES)	Balance (MES)
Millworth Lane Recreation Ground	Southern Area	55	Grass Wickets	9	Available for community use and used	Standard	0	50	-50
Radstock Primary School	Urban Western Area	60	Non Turf Wickets	1	Not available for community use	Poor	0	12	-12
Reading Blue Coat School	Northern Area	61	Grass Wickets	12	Available for community use and used	Standard	0	49	-49
Reading Blue Coat School	Northern Area	61	Grass Wickets	10	Available for community use and used	Standard	0	49	-49
Reading Blue Coat School	Northern Area	61	Grass Wickets	10	Available for community use and used	Standard	0	49	-49
Reading Blue Coat School	Northern Area	61	Grass Wickets	10	Available for community use and used	Standard	0	49	-49
Reading Blue Coat School	Northern Area	61	Non Turf Wickets	1	Available for community use and used	Standard	0	100	-100
Reading Cricket & Hockey Club	Northern Area	62	Grass Wickets	10	Available for community use and used	Good	50	70	-20
Reading Cricket & Hockey Club	Northern Area	62	Grass Wickets	10	Available for community use and used	Good	50	70	-20

Site Name	Sub Area	PPS Site ID	Type of Wicket	Number of Wickets	Community Use Category	Agreed pitch quality rating	Capacity	Total Use (MES)	Balance (MES)
Reddam House	Southern Area	66	Grass Wickets	4	Available for community use and used	Good	20	34	-14
Stanlake Meadow	Northern Area	85	Grass Wickets	11	Available for community use and used	Good	55	65	-10
The Bulmershe School	Urban Western Area	90	Grass Wickets	7	Available for community use and used	Good	35	58	-23
Waingels College	Urban Western Area	100	Non Turf Wickets	1	Available for community use and used	Standard	0	37	-37
Wargrave Recreation Ground	Northern Area	101	Grass Wickets	6	Available for community use and used	Good	30	45	-15
Woodford Park Leisure Centre	Urban Western Area	109	Grass Wickets	5	Available for community use and used	Standard	0	18	-18
Woodford Park Leisure Centre	Urban Western Area	109	Non Turf Wickets	1	Available for community use and used	Standard	0	71	-71

6.102 The majority of overplay currently exists in the Northern Area, this equates to 470 MES (60%). There are 122 MES (16%) of overplay in the Southern Area, 161 MES (21%) of overplay in the Urban Western Area and 25 MES (3%) of overplay in the Wokingham Town Area.

6.103 Overplay on cricket pitch sites used by clubs across Wokingham Borough equates to 279 MES (39%) per season.

### Key issues and findings

- 6.104 It is important to understand to what extent existing provision can cater for current and future demand at peak times. Future demand based on TGRs for each sub analysis areas has been overlaid with the existing balance scores at peak times to show what level of capacity exists within each of the sub analysis areas.
- 6.105 Future demand for match equivalent sessions has been based on any new adult teams 10 matches per season and junior teams playing 6 matches per season. TGRs have been rounded down to the nearest whole number. This has been shown below for each of the peak times for cricket.
- 6.106 Table 6.25 shows the capacity balance for Saturday cricket in Wokingham Borough.

**Table 6.25 - Capacity balance for Saturday cricket**

Sub Area	Actual Spare Capacity (MES)	Overplay (MES)	Current Total (MES)	Future Demand (teams)	Future Total (MES)
Northern Area	0	470	-470	-3	-455
Southern Area	0	122	-122	-2	-110
Urban Western Area	0	161	-161	0	-161
Wokingham Town Area	0	25	-25	0	-25

- 6.107 Table 6.25 shows that there are significant current shortfalls for cricket pitches across all of the sub areas. This is due to there being no actual spare capacity and significant overplay, especially in the Northern Area. Future totals reduce slightly in the Northern Area and Southern Area based on TGRs.

6.108 Table 6.26 shows the capacity balance for Sunday cricket in Wokingham Borough.

**Table 6.26 - Capacity balance for Sunday cricket**

Sub Area	Actual Spare Capacity (MES)	Overplay (MES)	Current Total (MES)	Future Demand (teams)	Future Total (MES)
Northern Area	10	470	-460	-4	-440
Southern Area	0	122	-122	-2	-110
Urban Western Area	0	161	-161	0	-161
Wokingham Town Area	0	25	-25	0	-25

6.109 Table 6.26 shows that there is a slight reduction (40 MES) for the future total in the Northern Area for Sunday cricket. This is due to actual spare capacity existing at Wargrave Recreation Ground and a reduction in team numbers forecast based on TGRs.

6.110 Table 6.27 shows the capacity balance for midweek cricket in Wokingham Borough.

**Table 6.27 - Capacity balance for midweek cricket**

Sub Area	Actual Spare Capacity (MES)	Overplay (MES)	Current Total (MES)	Future Demand (teams)	Future Total (MES)
Northern Area	0	470	-470	-19	-413
Southern Area	0	122	-122	-5	-107
Urban Western Area	10	161	-151	0	-151
Wokingham Town Area	0	25	-25	0	-25

6.111 Table 6.27 shows that there is a slight reduction in future totals for the Northern Area and Southern Area. This is due a forecast reduction in future demand based on TGRs.

## Summary

- There are currently 33 grass cricket pitches in Wokingham Borough across 22 sites, 28 of these pitches are available for community use;
- There are 10 sites in Wokingham Borough that provide artificial practise nets;
- There are currently future proposals to develop three new cricket sites in Wokingham Borough. Two of these are in Shinfield. One is being proposed by the Parish Council, the other is being proposed by Reading University. The other proposal is located in Arborfield;
- There are currently 3 disused cricket pitches in Wokingham Borough and 3 lapsed pitches;
- There are currently 12 NTPs in Wokingham Borough across 11 sites, of which 9 are available for community use;
- Security of use is deemed to be an issue at 5 sites in Wokingham Borough. Two of these sites are club sites who didn't respond to the consultation. The remaining 3 sites are educational sites.
- There were 25 cricket pitches assessed as good in Wokingham Borough, 17 as standard and 1 as poor;
- There were 23 sites recorded as providing good quality ancillary provision, 12 as standard and 1 as poor. Wargrave CC, Finchampstead CC and Sonning CC are all looking to develop new pavilions at their respective sites;
- There are currently 20 cricket clubs playing in Wokingham Borough who between them have 192 teams;
- In total there are 7 cricket teams worth of imported demand into Wokingham Borough. All of this demand currently comes from Reading Borough;
- In total there are 19 cricket teams worth of exported demand out of Wokingham Borough. The majority of this demand (13 teams) takes place in South Oxfordshire District;
- If future demand identified by clubs was realised, there would be 11 additional cricket teams created in Wokingham Borough;
- Team Generation Rates show that there will be 2 additional senior mens teams created in Wokingham Borough by 2040;
- There is currently no actual spare capacity for Saturday cricket in Wokingham Borough. There is actual spare capacity amounting to 1 team for both Sunday and midweek cricket;
- There are 15 sites in Wokingham Borough that contain overplayed cricket pitches, this equates to 778 MES per season. The majority of overplay currently exists in the Northern Area, this equates to 470 MES (60%). There are 122 MES (16%) of overplay in the Southern Area, 161 MES (21%) of overplay in the Urban Western Area and 25 MES (3%) of overplay in the Wokingham Town Area. Overplay on cricket pitch sites used by clubs in Wokingham Borough equates to 279 MES (39%) per season.

# 7. Tennis

## Introduction

- 7.1 The governance of tennis in Wokingham Borough is overseen by the Lawn Tennis Association (LTA).
- 7.2 In order to develop tennis locally and nationally, the LTA have developed a strategy called Tennis Opened Up ([LTA - Tennis Opened Up](#)). A summary of the key principles behind this strategy has been provided below.
- 7.3 The strategy aims to grow tennis by making it more relevant, accessible, welcoming and enjoyable. The key objectives in the strategy are:
- Visibility – broaden relevance and increase viability of tennis all year round to build engagement and participation with fans and players;
  - Innovation – innovate in the delivery of tennis to widen its appeal;
  - Investment – support community facilities and schools to increase the opportunities to play;
  - Engagement – engage and collaborate with everyone involved in the delivery of tennis in Britain, particularly coaches and volunteers, to attract and maintain more people in the game;
  - Performance – create a pathway for champions that nurtures a diverse team of players, people and leaders;
  - Leadership – lead tennis in Britain to the highest standard so it is a safe, welcoming, well-run sport. More players playing more often;
  - Enable five new players to break into the top 100 by 2023 and inspire the tennis audience.

## Consultation

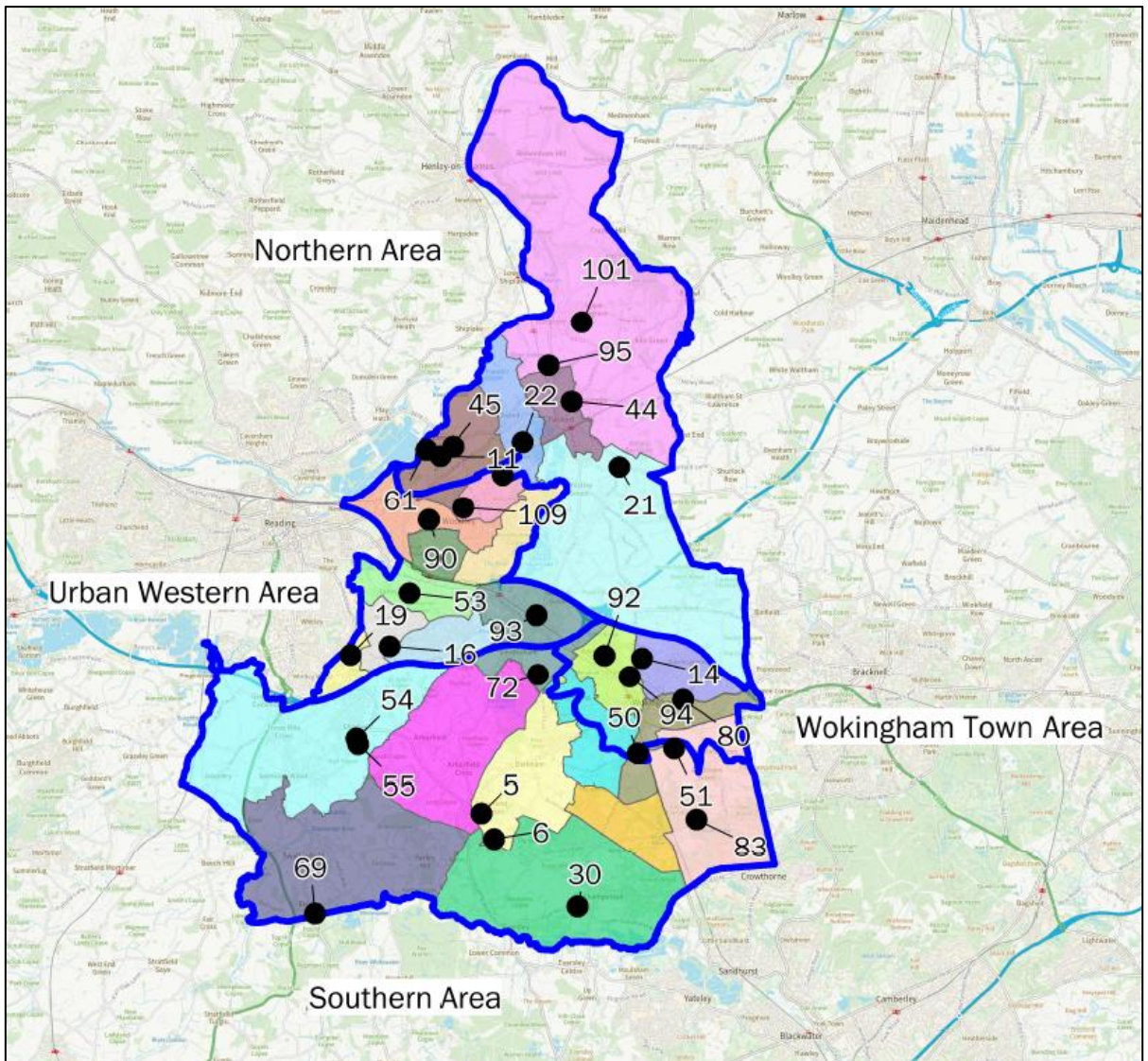
- 7.4 There are currently 10 tennis clubs in Wokingham Borough, all of which responded to the consultation, which represents a 100% responses rate.

## Supply

- 7.5 There are 29 sites in Wokingham Borough that provide outdoor tennis courts. This equates to 126 tennis courts in total, of which 114 are available for community use.
- 7.6 This report will only cover outdoor tennis courts. Indoor tennis courts will be picked up in a Built Facility Strategy.

7.7 Figure 7.1 shows where outdoor tennis courts are located in Wokingham Borough. The numbers relate to the PPS site ID in table 7.1.

**Figure 7.1 - Map of tennis courts in Wokingham Borough**



7.8 There are 8 tennis court sites in the Northern Area, 10 in the Southern Area, 7 in the Urban Western and 5 in the Wokingham Town Area.



7.9 Table 7.1 provides a more detailed look at the number of tennis courts that are provided within Wokingham Borough. .

**Table 7.1 - Overview of tennis provision**

Site Name	Sub Area	PPS Site ID	Management Type	Sports lighting	Number of Courts	Surface Type	Community Use Category
Arborfield Garrison Pitches	Southern Area	5	Local Authority (in house)	No	4	Macadam	Available for community use and used
Arborfield Green Leisure Centre	Southern Area	6	Commercial Management	Yes	5	Macadam	Available for community use and used
Berkshire County Sports Club	Northern Area	11	Sport Club	No	4	Macadam	Available for community use and used
Cantley Park	Wokingham Town Area	14	Private Operator	Yes	6	Macadam	Available for community use and used
Cantley Park	Wokingham Town Area	14	Private Operator	Yes	6	Macadam	Available for community use and used
Chestnut Park	Urban Western Area	16	Private Operator	No	3	Macadam	Available for community use and used
Crosfields School	Urban Western Area	19	Trust	Yes	4	Macadam	Not available for community use
Dolphin School	Northern Area	21	School/College/University (in house)	Yes	2	Macadam	Available for community use and used

Site Name	Sub Area	PPS Site ID	Management Type	Sports lighting	Number of Courts	Surface Type	Community Use Category
East Park Farm	Northern Area	22	Local Authority (in house)	No	2	Macadam	Available for community use and used
Finchampstead Memorial Ground	Southern Area	30	Sport Club	No	2	Macadam	Available for community use and used
King George V Recreation Ground (Twyford)	Northern Area	44	Local Authority (in house)	Yes	3	Macadam	Available for community use and used
King Georges Field (Sonning)	Northern Area	45	Local Authority (in house)	No	3	Macadam	Available for community use and used
Luckley House School	Wokingham Town Area	50	School/College/University (in house)	No	1	Macadam	Available for community use and used
Luckley House School	Wokingham Town Area	50	School/College/University (in house)	Yes	4	AGP (Sand Filled)	Available for community use and used
Ludgrove School	Southern Area	51	School/College/University (in house)	No	2	Macadam	Not available for community use
Ludgrove School	Southern Area	51	School/College/University (in house)	Yes	4	AGP (Sand Filled)	Not available for community use
Maiden Erlegh School	Urban Western Area	53	School/College/University (in house)	No	6	Macadam	Available for community use and used
Manor Health Club	Southern Area	54	Commercial Management	No	2	AGP (Sand Dressed)	Not available for community use

Site Name	Sub Area	PPS Site ID	Management Type	Sports lighting	Number of Courts	Surface Type	Community Use Category
Millworth Lane Recreation Ground	Southern Area	55	Community Organisation	Yes	4	Macadam	Available for community use and used
Reading Blue Coat School	Northern Area	61	School/College/University (in house)	No	3	Macadam	Available for community use and used
Riseley Recreation Ground	Southern Area	69	Sport Club	Yes	4	Macadam	Available for community use and used
Sadlers End	Southern Area	72	Sport Club	Yes	4	Macadam	Available for community use and used
St Crispin's School	Wokingham Town Area	80	School/College/University (in house)	Yes	4	Macadam	Available for community use and used
St Sebastian's Playing Field	Southern Area	83	Trust	Yes	4	Macadam	Available for community use and used
The Bulmershe School	Urban Western Area	90	School/College/University (in house)	No	6	Macadam	Available for community use but unused
The Emmbrook School	Wokingham Town Area	92	School/College/University (in house)	No	4	Macadam	Available for community use but unused
The Forest School (Winnersh)	Urban Western Area	93	School/College/University (in house)	No	5	Macadam	Available for community use and used
The Holt School	Wokingham Town Area	94	School/College/University (in house)	No	6	Macadam	Available for community use and used

Site Name	Sub Area	PPS Site ID	Management Type	Sports lighting	Number of Courts	Surface Type	Community Use Category
The Piggott School	Northern Area	95	School/College/University (in house)	Yes	4	Macadam	Available for community use and used
Waingels College	Urban Western Area	100	School/College/University (in house)	No	4	Macadam	Available for community use and used
Waingels College	Urban Western Area	100	School/College/University (in house)	Yes	2	AGP (Sand Filled)	Available for community use and used
Wargrave Recreation Ground	Northern Area	101	Sport Club	Yes	8	Macadam	Available for community use and used
Woodford Park Leisure Centre	Urban Western Area	109	Local Authority (in house)	Yes	1	Macadam	Available for community use and used

### Future proposals

- 7.10 There are proposals to provide new tennis courts at Arborfield Garrison Pitches that will replace the existing tennis courts on site. Berkshire County Sports Club are also looking to resurface their courts and provide sports lighting. Twyford Tennis Club also reported that they are looking to develop an additional tennis court on their site along with a new pavilion.

### Lapsed and disused courts

- 7.11 A disused site is a site that previously had pitches or courts laid out, but no longer does. Once a site has been disused for five years or more it becomes known as lapsed. This means it now falls outside of Sport England's statutory remit but is still assessed using the criteria within Paragraph 99 of the National Planning Policy Framework.
- 7.12 There are no tennis courts in Wokingham Borough identified as either lapsed or disused.

## Ownership and management

- 7.13 Tenure at a site is deemed to be secured if the club has confirmed use of the site for the next three years. Where tennis courts are located on local authority, parish or town council sites, tenure is generally deemed to be secured unless known otherwise.
- 7.14 Security of use is not deemed to be an issue on any tennis club sites in the borough, although Twyford Tennis Club and Sonning Lawn Tennis Club both only have annual rental agreements in place with their respective parish councils.
- 7.15 Table 7.2 provides an overview of management arrangements and security at tennis club sites.

**Table 7.2 - Overview of management at club sites**

Site Name	Sub Area	PPS Site ID	Management Type	Security of Use	Club Name	Lease Arrangements
Berkshire County Sports Club	Northern Area	11	Sports Club	Secured	Berkshire County Sports – Tennis	17 years remaining on a lease from Wokingham Borough Council. Currently being renegotiated for 25 years.
Cantley Park	Wokingham Town Area	14	Private Operator	Secured	Cantley Park Tennis Club	5 years remaining on a 10 year lease from Wokingham Borough Council.
Chestnut Park	Urban Western Area	16	Private Operator	Secured	Chestnut Park Tennis Club	5 years remaining on a 10 year lease from Wokingham Borough Council.
King George V Recreation Ground (Twyford)	Northern Area	44	Local Authority (in house)	Secured	Twyford Tennis Club	Annual rental agreement for the tennis courts with Twyford Parish Council. Own the freehold for the club hut.
King Georges Field (Sonning)	Northern Area	45	Local Authority (in house)	Secured	Sonning Lawn Tennis Club	Annual rental agreement with Sonning Parish Council.
Millworth Lane Recreation Ground	Southern Area	55	Community Organisation	Secured	Shinfield Tennis Club	25 year lease from Shinfield Parish Council.
Riseley Recreation Ground	Southern Area	69	Sport Club	Secured	Riseley Tennis Club	4 years remaining on a lease from Riseley Parish Council. Currently negotiating a new lease.

Site Name	Sub Area	PPS Site ID	Management Type	Security of Use	Club Name	Lease Arrangements
Sadlers End	Southern Area	72	Sport Club	Secured	Wokingham Tennis Club	25 years remaining on the lease.
St Sebastian's Playing Field	Southern Area	83	Trust	Secured	Crowthorne Tennis Club	Club have a lease but are unable to quantify the length.
Wargrave Recreation Ground	Northern Area	101	Sport Club	Secured	Wargrave Lawn Tennis Club	5 years remaining on a 25 year lease.

### Surface type

7.16 Of the 114 tennis courts available for community use in Wokingham Borough the majority are a macadam surface (108 in total). There are also 6 AGP tennis courts.

### Sports lighting

7.17 Sports lighting allow tennis courts to be used all year round and are seen as key to growing participation in tennis by the LTA. A hardcourt with sports lighting can accommodate up to 60 members whereas a hardcourt without can only accommodate up to 40 members.

7.18 The LTA recommend an average of 500 Lux for the principle play area and an average of 400 Lux for the total area (run-back areas to a depth of 4.5M and the side runs to a width of 2.5M.)

7.19 In total there are 61 tennis courts across Wokingham Borough that are available for community use.

## Gate Access

7.20 The LTA provides a gate access system for clubs which runs in tandem with their Club Spark Programme. This allows members of the public to book a court and pay for it if required online. They are then provided with a four digit access code via email which allows them access to the courts at the time they have booked them. The following tennis court sites in the Borough currently provide gate access:

- Berkshire County Sports Club;
- Cantley Park;
- Chestnut Park.

## Quality

7.21 Tennis courts that are available for community use were visited and a non-technical assessment was completed to determine the quality of the courts being provided. Consultation with key stakeholders was also carried out to help inform this. It was not possible to gain access to The Holt School in order to complete an assessment, therefore this site has been omitted from Table 7.3.

7.22 Tennis courts are rated as follows based on how they are scored in the non-technical assessment:

Good (81% or above);

Standard (51%-80%);

Poor (50% or below).

7.23 Table 7.3 provides an overview of tennis court quality ratings on a site by site basis.

**Table 7.3 - Site by site tennis court quality**

Site Name	Sub Area	PPS Site ID	Sports lighting	Number of Courts	Surface Type	Quality Rating
Arborfield Garrison Pitches	Southern Area	5	No	4	Macadam	Poor
Arborfield Green Leisure Centre	Southern Area	6	Yes	5	Macadam	Good
Berkshire County Sports Club	Northern Area	11	No	4	Macadam	Standard
Cantley Park	Wokingham Town Area	14	Yes	12	Macadam	Good
Chestnut Park	Urban Western Area	16	No	3	Macadam	Good
Dolphin School	Northern Area	21	Yes	2	Macadam	Standard
East Park Farm	Northern Area	22	No	2	Macadam	Standard
Finchampstead Memorial Ground	Southern Area	30	No	2	Macadam	Standard

Site Name	Sub Area	PPS Site ID	Sports lighting	Number of Courts	Surface Type	Quality Rating
King George V Recreation Ground (Twyford)	Northern Area	44	Yes	3	Macadam	Good
King Georges Field (Sonning)	Northern Area	45	No	3	Macadam	Good
Luckley House School	Wokingham Town Area	50	No	1	Macadam	Good
Luckley House School	Wokingham Town Area	50	Yes	4	AGP	Good
Maiden Erlegh School	Urban Western Area	53	No	6	Macadam	Standard
Millworth Lane Recreation Ground	Southern Area	55	Yes	4	Macadam	Good
Reading Blue Coat School	Northern Area	61	No	3	Macadam	Good
Riseley Recreation Ground	Southern Area	69	Yes	4	Macadam	Good
Sadlers End	Southern Area	72	Yes	4	Macadam	Good
St Crispin's School	Wokingham Town Area	80	Yes	4	Macadam	Standard
St Sebastian's Playing Field	Southern Area	83	Yes	4	Macadam	Good
The Bulmershe School	Urban Western Area	90	No	6	Macadam	Standard
The Emmbrook School	Wokingham Town Area	92	No	4	Macadam	Standard
The Forest School (Winnersh)	Urban Western Area	93	No	5	Macadam	Standard
The Piggott School	Northern Area	95	Yes	4	Macadam	Standard
Waingels College	Urban Western Area	100	Yes	4	Macadam	Standard
Waingels College	Urban Western Area	100	Yes	2	AGP	Good
Wargrave Recreation Ground	Northern Area	101	Yes	8	Macadam	Good
Woodford Park Leisure Centre	Urban Western Area	109	Yes	1	Macadam	Standard



7.24 Table 7.4 shows the number of good, standard and poor-quality tennis courts in each of the sub-areas in the Borough.

**Table 7.4 - Tennis court quality by sub analysis area**

Sub Area	Good (courts)	Standard (courts)	Poor (courts)
Northern Area	17	12	0
Southern Area	21	2	4
Wokingham Town Area	17	4	0
Urban Western Area	5	22	0
<b>Total</b>	<b>60</b>	<b>40</b>	<b>4</b>

- 7.25 The greatest number of good quality tennis courts are located in the Southern Area. This is also the only sub area that has any poor quality tennis courts located in it. These are the courts at Arborfield Garrison Pitches. It is understood that there are currently housing proposals in place which would result in these courts being replaced.
- 7.26 During the consultation, no tennis clubs identified any issues with the quality of the courts. Twyford Tennis Club did however raise concerns with the quality of the sports lighting at King George V Recreation Ground.
- 7.27 Berkshire County Sports Tennis are currently working on a proposal to resurface the tennis courts on site and also provide sports lighting. It is understood that this will also result in one of the courts being overmarked for netball.
- 7.28 Crowthorne Tennis Club commented that they would like to upgrade the sports lighting at St Sebastian's Playing Fields to LED.
- 7.29 Wargrave Tennis Club commented that they have recently upgraded their sports lighting to LED. They would also like to resurface 4 of the existing macadam courts to artificial clay.
- 7.30 Wokingham Tennis Club commented that they would like to be able to provide an additional 2 tennis courts at Sadlers End, but they currently lease the courts from the cricket club who aren't keen to progress this.
- 7.31 Both GD Tennis at Cantley Park and Riseley Tennis Club stated that they would like to provide Padel Tennis courts at their sites. GD Tennis would also like to upgrade the sports lighting at Cantley Park to LED. More information on Padel Tennis is provided later on in this section of the report.

### Ancillary provision

7.32 Ancillary provision at sites with tennis courts available for community use is varied across Wokingham Borough. Table 7.5 below provides an overview of what was recorded during the site assessments. Ancillary provision relates to the provision of a club house, toilets for players and spectators, access to refreshments and whether or not facilities are accessible for people with disabilities. Sufficient car parking is also taken into consideration.

**Table 7.5 - Overview of ancillary provision**

Site Name	Sub Area	PPS Site ID	Description	Quality Rating
Arborfield Garrison Pitches	Southern Area	5	No facilities provided	N/A
Arborfield Green Leisure Centre	Southern Area	6	Changing facilities including showers and toilets provided in the leisure centre along with refreshments. Adequate car parking provided.	Good
Berkshire County Sports Club	Northern Area	11	Changing facilities including showers and toilets provided in the Leisure Centre along with refreshments. Adequate car parking provided.	Good
Cantley Park	Wokingham Town Area	14	Small building provided by the tennis courts. Changing facilities and refreshments provided in the main pavilion. Insufficient car parking.	Good
Chestnut Park	Urban Western Area	16	No facilities provided.	N/A
Dolphin School	Northern Area	21	Changing facilities provided in the school building.	Standard
East Park Farm	Northern Area	22	Changing facilities including showers and toilets provided in the pavilion along with refreshments. Adequate car parking provided.	Good
Finchampstead Memorial Ground	Southern Area	30	Changing facilities including toilets provided in the pavilion along with refreshments. Adequate car parking provided.	Good

Site Name	Sub Area	PPS Site ID	Description	Quality Rating
King George V Recreation Ground (Twyford)	Northern Area	44	Small club hut with toilets and refreshments. Insufficient car parking provided.	Standard
King Georges Field (Sonning)	Northern Area	45	Pavilion with changing rooms, toilets and refreshments. Inadequate car parking provided.	Standard
Luckley House School	Wokingham Town Area	50	Changing rooms part of the school building with showers and toilets provided. Adequate parking provided.	Standard
Maiden Erlegh School	Urban Western Area	53	Changing rooms part of the school building with showers and toilets provided. Adequate parking provided.	Standard
Millworth Lane Recreation Ground	Southern Area	55	Pavilion with changing rooms, showers, toilets and refreshments. Inadequate car parking provided.	Poor
Reading Blue Coat School	Northern Area	61	Changing rooms part of the school building with showers and toilets provided. Adequate parking provided.	Good
Riseley Recreation Ground	Southern Area	69	Pavilion with changing rooms, showers, toilets and refreshments. Adequate car parking provided.	Good
Sadlers End	Southern Area	72	Pavilion with changing rooms, toilets and refreshments. Adequate car parking provided.	Good
St Crispin's School	Wokingham Town Area	80	Changing rooms part of the school building with showers and toilets provided. Adequate parking provided.	Standard
St Sebastian's Playing Field	Southern Area	83	Pavilion with changing rooms, toilets and refreshments. Adequate car parking provided.	Good
The Bulmershe School	Urban Western Area	90	Changing rooms part of the school building with showers and toilets provided. Adequate parking provided.	Standard
The Forest School (Winnersh)	Urban Western Area	93	Changing rooms part of the school building with toilets provided. Adequate parking provided.	Standard
The Piggott School	Northern Area	95	Changing rooms part of the school building with showers and toilets provided. Adequate parking provided.	Standard
Waingels College	Urban Western Area	100	Changing rooms part of the school building with showers and toilets provided. Adequate parking provided.	Standard

Site Name	Sub Area	PPS Site ID	Description	Quality Rating
Wargrave Recreation Ground	Northern Area	101	Pavilion with changing rooms, toilets and refreshments. Adequate car parking provided.	Good
Woodford Park Leisure Centre	Urban Western Area	109	Changing facilities including showers and toilets provided in the leisure centre along with refreshments. Adequate car parking provided.	Good

7.33 Through the consultation Twyford Tennis Club stated that they were unhappy with the quality of their existing ancillary provision at King George V Recreation Ground (Twyford). GD Tennis at Cantley Park also stated that they would like to increase the size of the pavilion that's located by the tennis courts on site.

### Demand

7.34 There are currently 10 tennis clubs based within Wokingham Borough. Club membership numbers were provided during the consultation process from the clubs.

7.35 An overview of membership numbers at tennis clubs has been provided in Table 7.6 This shows that there is a combined membership of 2,342 adult members and 1,527 junior members. It also shows whether membership numbers increased, decreased or stayed the same during the last 3 years. GD Tennis operate the courts at Cantley Park and Chestnut Park. They offer a household membership which provides access to both courts. Therefore the number of members is a cumulative total for both sites.

**Table 7.6 - Membership at club sites**

Site Name	Sub Area	PPS Site ID	Club Name	Adult Members	Junior Members	Membership Trends (last 3 years)
Berkshire County Sports Club	Northern Area	11	Berkshire County Sports - Tennis	40	10	Stayed the same.
Cantley Park	Wokingham Town Area	14	GD Tennis	1200	800	Increase in both adult and junior members.
Chestnut Park	Urban Western	16				
King George V Recreation Ground (Twyford)	Northern Area	44	Twyford Tennis Club	159	92	Decrease in both adult and junior members.

Site Name	Sub Area	PPS Site ID	Club Name	Adult Members	Junior Members	Membership Trends (last 3 years)
King Georges Field (Sonning)	Northern Area	45	Sonning Lawn Tennis Club	90	40	Increase in both adult and junior members.
Millworth Lane Recreation Ground	Southern Area	55	Shinfield Tennis Club	150	20	Increase in both adult and junior members.
Riseley Recreation Ground	Southern Area	69	Riseley Tennis Club	154	118	Increase in both adult and junior members.
Sadlers End	Southern Area	72	Wokingham Tennis Club	225	240	Adult members stayed the same. Junior members increased.
St Sebastian's Playing Field	Southern Area	83	Crowthorne Tennis Club	137	70	Increase in both adult and junior members.
Wargrave Recreation Ground	Northern Area	101	Wargrave Lawn Tennis Club	187	137	Increase in both adult and junior members.

7.36 During the consultation GD Tennis, Sonning Tennis Club and Riseley Tennis all commented that their increase in membership numbers was a result of the pandemic and tennis being one of the activities that was still permissible during part of the national lockdown. Conversely, Twyford Tennis Club commented that their membership numbers initially increased but then decreased once lockdown measures were eased.

7.37 During the consultation tennis clubs were asked if they had plans to grow their membership numbers. Tennis clubs who reported a desire to increase their membership numbers have been show in Table 7.7 along with their predicted growth.

**Table 7.7 - Club Membership Growth**

Site Name	Sub analysis area	PPS site ID	Club name	Adult Members	Junior Members
St Sebastian Playing Field	Southern Area	83	Crowthorne Tennis Club	50	30
Wargrave Recreation Ground	Northern Area	101	Wargrave Lawn Tennis Club	63	13

Site Name	Sub analysis area	PPS site ID	Club name	Adult Members	Junior Members
Berkshire County Sports Club	Northern Area	11	Berkshire County Sports - Tennis	60	10
King Georges Field (Sonning)	Northern Area	45	Sonning Lawn Tennis Club	10	10
King George V Recreation Ground (Twyford)	Northern Area	44	Twyford Tennis Club	40	80

7.38 Should this growth be realised it would create an additional 223 adult members and 143 junior members. Riseley Tennis Club stated that they would like to increase their membership and have capacity to do so but can't currently quantify how many additional members they would look to add. All of these tennis clubs stated that they felt they had capacity to cater for this increase in demand, with the exception of Twyford Tennis Club.

### **Imported demand**

- 7.39 Imported demand is demand that comes from outside of the study area to access provision, due to a lack of provision or barriers to accessing provision where they are located.
- 7.40 There is no reported imported demand for tennis within Wokingham Borough. All clubs who responded to the consultation stated that the majority of their members are from within the study area.

### **Exported demand**

- 7.41 Exported demand is demand that can't be catered for within the study area and therefore takes place outside of this.
- 7.42 There is no exported demand from tennis clubs out of Wokingham Borough.

### **Latent demand**

- 7.43 Latent demand refers to demand that is not currently being met due to perceived barriers to participation.
- 7.44 Sports England's Market Segmentation tool can be used to measure this for adults within specific sports and a defined area.
- 7.45 The Sport England Market Segmentation ([Market Segmentation - Sport England](#)) tool suggests that there are 3,424 potential additional tennis players in Wokingham Borough. . The most prevalent segment identified by the tool is Tim (Settling Down Males - Sporty male professionals, buying a house and settling down with partner), which accounts for 18.3% of the total demand. This data is calculated from the Sport England Active Lives survey where people are asked if they would like to do more sport.
- 7.46 Insight provided by the LTA suggests that there is demand for an additional 7,725 tennis players in Wokingham Borough, the penetration rate is 618 tennis players (8% of demand).

### **Unmet demand**

- 7.47 During the consultation Wokingham Tennis club reported that they currently have a waiting list of 100 adults members that they cannot currently cater for due to capacity on site. Twyford Tennis Club also commented that they cannot currently cater for junior coaching demand due to capacity issues at their site.

### **Informal demand**

- 7.48 It is assumed that informal tennis takes place on sites that are available for community use where there is no venue registered. This is especially prevalent on open access sites which have no controlled entry.

## **Padel**

- 7.49 Padel is a form of tennis that originated in Mexico in 1969, grew across South America before making it to Spain. The sport is now rapidly expanding across Europe. It is played on enclosed courts roughly a third of the size of a tennis court. Padel has been integrated into the LTA's Tennis Opened Up Strategy with aspiration to develop up to 400 Padel courts by 2023.
- 7.50 There are currently no Padel courts located in Wokingham Borough, however, a number of tennis clubs have identified aspirations to develop Padel courts. It is important that these aren't developed over existing tennis courts where demand exists and any future proposal for Padel courts are developed as standalone courts.

## **Pickelball**

- 7.51 Pickleball combines elements of badminton, tennis, and table tennis. It can be played both indoors or outdoors on a badminton-sized court and a slightly modified tennis net. Two or four players use solid paddles made of wood or composite materials to hit a perforated polymer ball, over a net.
- 7.52 Pickelball is not affiliated with the LTA and therefore has not been captured within this report. Should any future proposals to develop Pickleball courts come forwarded then they should not impact existing tennis courts where there is demand and be developed as standalone courts.

## **Overmarked courts**

- 7.53 Tennis courts are often overmarked with other sports markings such as netball and basketball, which can often affect access. This is often common on school sites. There are currently 11 sites in Wokingham Borough where tennis courts that are overmarked. Sites with overmarked tennis courts are listed below:
- Arborfield Green Leisure Centre;
  - Cantley Park;
  - Crosfields School;
  - Luckley House School;
  - Ludgrove School;
  - St Crispin's School;
  - The Emmbrook School;
  - The Forest School (Winnersh);
  - The Holt School;
  - The Piggott School;
  - Waingels College.
- 7.54 No issues were identified regarding this through the consultation undertaken.



### **Understanding the situation at individual sites**

- 7.55 The LTA recommends that a hard court without sports lighting can accommodate 40 members whereas a hard court with sports lighting can accommodate 60 members. Air domed courts can accommodate 100 members and indoor courts 200 members. Grass tennis courts are not considered, due to the finite capacity that they have.
- 7.56 It should be noted that whilst some courts may have spare capacity, they may service demand from rural communities that cannot access courts in other areas of Wokingham Borough. This is shown in Table 7.8 overleaf.

7.57 Table 7.8 shows capacity at tennis club sites based on membership numbers. It also shows what capacity clubs have to cater for additional members, or if they are at capacity or oversubscribed.

**Table 7.8 Capacity at club sites**

Site Name	Sub Area	PPS Site ID	Club Name	Courts with Sports Lights	Courts without Sports Lights	Adult Members	Junior Members	Capacity for Members	Spare Capacity for Members
Berkshire County Sports Club	Northern Area	11	Berkshire County Sports - Tennis	0	4	40	10	160	110
Cantley Park	Wokingham Town Area	14	Cantley Park Tennis Club	12	0	1200	800	840	-1,160
Chestnut Park	Urban Western Area	16	Chestnut Park Tennis Club	0	3				
King George V Recreation Ground (Twyford)	Northern Area	44	Twyford Tennis Club	3	0	159	92	180	-71
King Georges Field (Sonning)	Northern Area	45	Sonning Lawn Tennis Club	0	3	90	40	120	-10
Millworth Lane Recreation Ground	Southern Area	55	Shinfield Tennis Club	4	0	150	20	240	70
Riseley Recreation Ground	Southern Area	69	Riseley Tennis Club	4	0	154	118	240	-32
Sadlers End	Southern Area	72	Wokingham Tennis Club	4	0	225	240	240	-225
St Sebastian's Playing Field	Southern Area	83	Crowthorne Tennis Club	4	0	137	70	240	33
Wargrave Recreation Ground	Northern Area	101	Wargrave Lawn Tennis Club	8	0	187	137	480	156

### **Key Issues and findings**

- 7.58 Table 7.8 shows that 60% of sites used by tennis clubs are over capacity. In total, sites used by tennis clubs are over capacity by 1,129 members. The Wokingham Town Area currently has the greatest amount of overcapacity, this is due to the membership demand at Cantley Park, although it is worth noting that this also takes in to account Chestnut Park which is located in the Urban Western Area.
- 7.59 Consideration also needs to be given to the significant capacity issue identified at Wokingham Tennis Club where the courts are overcapacity by 225 members. The club also have a waiting list of 100 adult members wanting to join. This could be eased by the proposals at Arborfield Garrison Pitches which is located in the same sub area.
- 7.60 Should the LTA's latent demand be realised then capacity issues at club sites could increase by up to 618 members.
- 7.61 It is assumed that non club sites have spare capacity as they are catering for informal tennis. The focus on these sites should be ensuring that they are of an appropriate standard to continue to cater for informal tennis provision.

## Summary

- There are currently 29 sites in Wokingham Borough that provide outdoor tennis courts. This equates to 126 tennis courts in total, of which 110 are available for community use;
- Of the 114 tennis courts available for community use in Wokingham Borough the majority are a macadam surface (108 in total). There are also 6 AGP tennis courts;
- In total there are 61 tennis courts that have sports lighting in Wokingham Borough that are available for community use. There are currently proposals at Berkshire County Sports Club to resurface the tennis courts and also provide sports lighting. Should this progress this would result in there being 4 more tennis courts with sports lighting;
- Security of use isn't deemed to be an issue on any tennis club sites in Wokingham Borough, although Twyford Tennis Club and Sonning Lawn Tennis Club both only have annual rental agreements in place with their respective parish councils;
- There were 60 tennis courts assessed as being good quality, 40 as standard and 4 as poor. The Southern Area has the greatest number of good quality tennis courts (21);
- In total there are currently 2,342 adult members at tennis clubs in Wokingham Borough and 1,527 junior members;
- Six clubs in Wokingham Borough reported plans to increase their current membership numbers by a total 223 adult members and 143 junior members, although Twyford Tennis Club stated that they didn't currently have enough capacity to cater for this demand;
- Insight provided by the LTA suggests that there is demand for an additional 7,725 tennis players in Wokingham Borough, the penetration rate is 618 tennis players (8% of demand);
- Wokingham Tennis club reported that they currently have a waiting list of 100 adults members that they can't currently cater for due to capacity on site;
- 60% of sites used by tennis clubs are over capacity. In total sites used by tennis clubs are over capacity by 1,129 members. The Wokingham Town Area currently has the greatest amount of overcapacity, this is due to the membership demand at Cantley Park, although it is worth noting that this also takes in to account Chestnut Park which is located in the Urban Western Area.

# 8. Netball

## Introduction

- 8.1 England Netball are responsible for governing Netball in England and locally. They have recently developed a new 10 year 'Adventure Strategy' which seeks to build on the momentum created over recent years and take netball to new heights. ([England Netball - Adventure Strategy 2021-2031](#)).
- 8.2 The purpose of the strategy is to lead a movement, on and beyond the court. In order to achieve this the strategy has identified six aims described as 'destinations', that are underpinned by fourteen 'game changers'.
- 8.3 The six destinations are:
1. A game for life;
  2. A world leading game;
  3. A visible presence;
  4. A resonant voice;
  5. A thriving collective;
  6. An extraordinary experience.

## Consultation

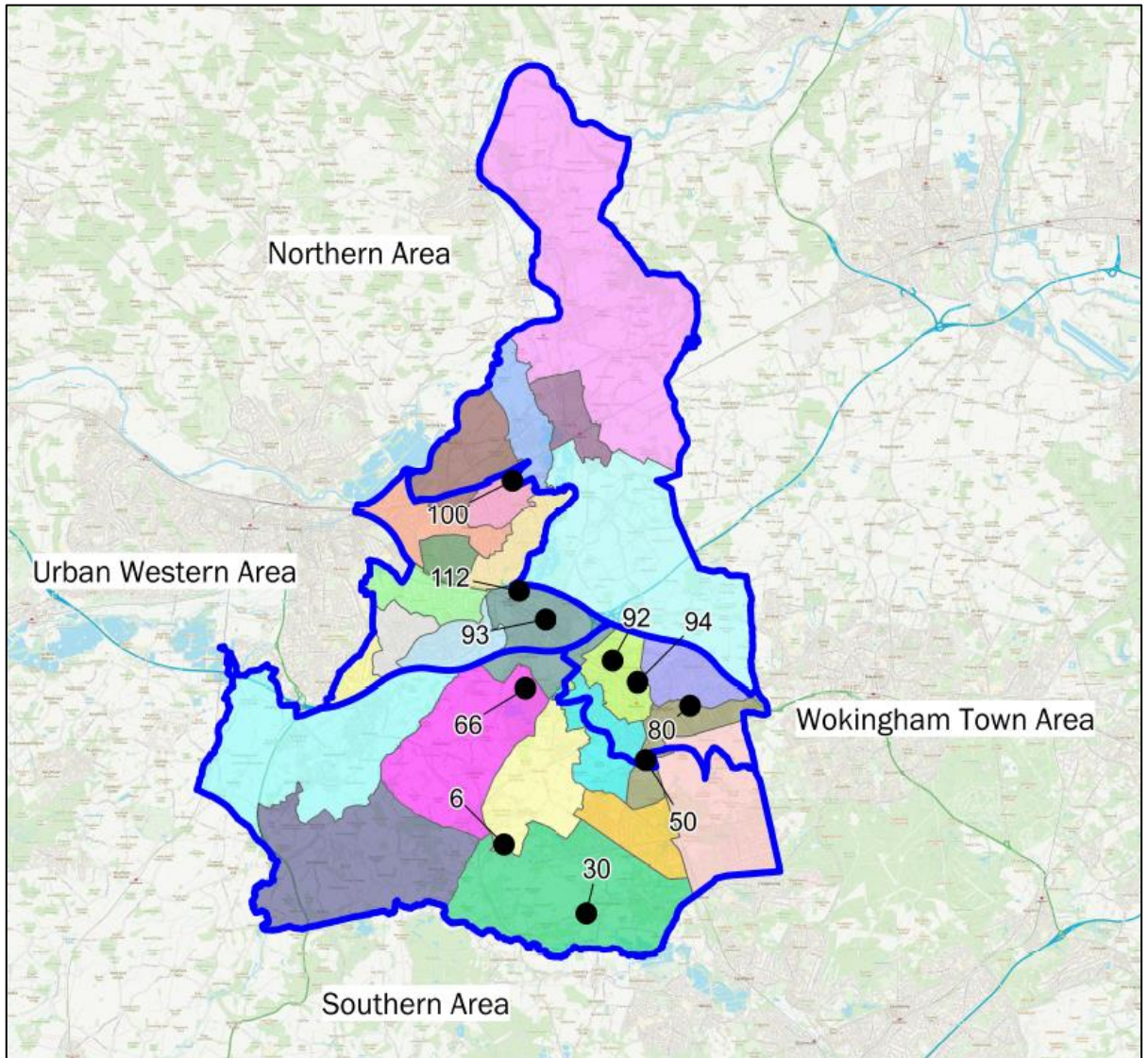
- 8.4 Consultation was carried out with Wokingham Netball Club, Finchampstead Netball Club and England Netball.

## Supply

- 8.5 There are currently 10 sites in Wokingham Borough that provide outdoor netball courts. This equates to 36 courts in total. All 10 sites that provide netball courts are available for community use. This report will only look at outdoor netball courts. Indoor netball courts will be picked up in a Built Facility Strategy.

- 8.6 There are currently no netball court sites located in the Northern Area. There are 3 sites in the Urban Western Area, 3 sites in the Wokingham Town Area and 4 sites in the Southern Area. The numbers in the figure relate to the PPS site ID in table 8.1.

**Figure 8.1 Map of netball courts in Wokingham Borough**



8.7 Table 8.1 provides an overview of outdoor netball court provision in Wokingham Borough.

**Table 8.1 - Overview of netball provision**

Site Name	Sub Area	PPS Site ID	Management Type	Sports Lighting	Number of Courts	Surface type	Community Use Category
Arborfield Green Leisure Centre	Southern Area	6	Commercial Management	Yes	4	Macadam	Available for community use and used
Finchampstead Memorial Ground	Southern Area	30	Sport Club	No	2	AGP	Available for community use and used
Luckley House School	Wokingham Town Area	50	School/College/University (in house)	No	1	Macadam	Available for community use and used
Luckley House School	Wokingham Town Area	50	School/College/University (in house)	Yes	4	AGP	Available for community use and used
Move HQ	Urban Western Area	112	Commercial Management	Yes	1	AGP	Available for community use and used
Reddam House	Southern Area	66	School/College/University (in house)	No	3	Macadam	Available for community use and used
St Crispin's School	Wokingham Town Area	80	School/College/University (in house)	Yes	4	Macadam	Available for community use and used
The Emmbrook School	Wokingham Town Area	92	School/College/University (in house)	No	3	Concrete	Available for community use and used
The Forest School (Winnersh)	Urban Western Area	93	School/College/University (in house)	No	4	Macadam	Available for community use and used
The Holt School	Wokingham Town Area	94	School/College/University (in house)	No	6	Macadam	Available for community use and used

Site Name	Sub Area	PPS Site ID	Management Type	Sports Lighting	Number of Courts	Surface type	Community Use Category
Waingels College	Urban Western Area	100	School/ College/ University (in house)	Yes	4	Macadam	Available for community use and used

### Future Proposals

- 8.8 Berkshire County Sports Club are looking to resurface their existing tennis courts and provide sports lighting. This proposal also includes provision of a netball court to be overmarked on the tennis courts.

### Lapsed and disused courts

- 8.9 A disused site is a site that previously had courts laid out but no longer does. Once a site has been disused for five years or more it becomes known as lapsed. This means it now falls outside of Sport England's statutory remit but is still assessed using the criteria within Paragraph 99 of the National Planning Policy Framework.
- 8.10 The only site in Wokingham Borough that has disused netball courts is Chalfont Park. The site previously provided 3 netball courts that were used by Wokingham Netball Club. The courts were closed due to their poor quality and not being fit for purpose.

### Ownership and management

- 8.11 The majority of netball courts in Wokingham Borough are located on education sites; 7 in total. The remaining 2 sites are local authority sites. Community use at education sites is generally deemed unsecured unless advised otherwise, whilst community use is generally deemed secured on local authority and town and parish council sites unless known otherwise.
- 8.12 Table 8.2 provides an overview of ownership and management at sites that provide outdoor netball courts. It also shows if tenure is deemed secured or unsecured.

**Table 8.2 - Overview of ownership and management**

Site Name	Sub Area	PPS Site ID	Ownership Type	Management Type	Security of use
Arborfield Green Leisure Centre	Southern Area	6	Local Authority	Commercial Management	Secured
Finchampstead Memorial Ground	Southern Area	30	Local Authority	Sport Club	Secured



Site Name	Sub Area	PPS Site ID	Ownership Type	Management Type	Security of use
Luckley House School	Wokingham Town Area	50	Other Independent School	School/College/University (in house)	Unsecured
Move HQ	Urban Western Area	112	Private	Commercial Management	Unsecured
Reddam House	Southern Area	66	Other Independent School	School/College/University (in house)	Unsecured
St Crispin's School	Wokingham Town Area	80	Community school	School/College/University (in house)	Unsecured
The Emmbrook School	Wokingham Town Area	92	Community school	School/College/University (in house)	Unsecured
The Forest School (Winnersh)	Urban Western Area	93	Academies	School/College/University (in house)	Unsecured
The Holt School	Wokingham Town Area	94	Academy Convertors	School/College/University (in house)	Unsecured
Waingels College	Urban Western Area	100	Academy Convertors	School/College/University (in house)	Unsecured

### Surface

8.13 Of the 36 netball courts available for community use, the majority are a macadam surface (22 in total). There are 7 AGP netball courts and 7 AGP.

### Sports lighting

8.14 England Netball recommend 200 Lux level for training and 400 Lux level for competitive play on outdoor netball courts.

8.15 There are 17 netball courts in Wokingham Borough with sports lighting which are shown in Table 8.3 overleaf.

## Quality

8.16 All 35 netball courts that are available for community use in Wokingham Borough were assessed as part of the non-technical assessment process to determine their quality.

8.17 Netball courts are rated as follows based on how they score in the non-technical assessments:

Good (81% or above);

Standard (51%-80%);

Poor (50% or below).

8.18 Table 8.3 provides an overview of the quality of netball courts on a site by site basis. The netball court at Move HQ wasn't assessed as it is a new facility and wasn't identified when the site assessments were being conducted. On this basis it has been omitted from Table 8.3 below.

**Table 8.3 Site by site netball court quality**

Site Name	Sub Area	PPS Site ID	Sports lighting	Number of Courts	Surface Type	Quality Rating
Arborfield Green Leisure Centre	Southern Area	6	Yes	4	Macadam	Good
Finchampstead Memorial Ground	Southern Area	30	No	2	AGP	Standard
Luckley House School	Wokingham Town Area	50	Yes	4	AGP	Good
Luckley House School	Wokingham Town Area	50	No	1	Macadam	Standard
Reddam House	Southern Area	66	No	3	Macadam	Standard
St Crispin's School	Wokingham Town Area	80	Yes	4	Macadam	Standard
The Emmbrook School	Wokingham Town Area	92	No	3	Concrete	Standard
The Forest School (Winnersh)	Urban Western Area	93	No	4	Concrete	Standard
The Holt School	Wokingham Town Area	94	No	6	Macadam	Standard
Waingels College	Urban Western Area	100	Yes	4	Macadam	Standard

8.19 Table 8.4 below shows the number of netball courts assessed as good, standard or poor within each of the sub areas.

**Table 8.4 Netball court quality by sub area**

Sub Area	Good (courts)	Standard (courts)	Poor (courts)
Northern Area	0	0	0
Southern Area	4	5	0
Urban Western Area	0	8	0
Wokingham Town Area	4	14	0
<b>Total</b>	<b>8</b>	<b>27</b>	<b>0</b>

8.20 During the consultation, Finchampstead Netball Club who use the netball courts at Finchampstead Memorial Ground commented that that courts can often become slippery and get dirty. Wokingham Netball Club who use the netball courts at Luckley House School commented that access to the courts is restricted on site after 6pm due to planning restrictions.

**Ancillary provision**

8.21 Ancillary provision was also assessed at sites that provide netball courts for community use. This assessments looks at the provision of a club house, toilets for players and spectators, access to refreshments and whether or not facilities are accessible for people with disabilities. Sufficient car parking is also taken into consideration. Details of ancillary facilities are provided in Table 8.5 overleaf.

8.22 Table 8.5 provides an overview of ancillary provision at sites providing netball courts in Wokingham Borough. Ancillary facilities at Move HQ weren't assessed as the site hadn't been identified when the site assessments were conducted. On this basis the site has been omitted from Table 8.5 below.

**Table 8.5 - Overview of Ancillary provision**

Site Name	Sub Area	PPS Site ID	Description	Quality Rating
Arborfield Green Leisure Centre	Southern Area	6	Small building provided by the courts. Changing facilities and refreshments provided in the main pavilion. Insufficient car parking.	Good
Finchampstead Memorial Ground	Southern Area	30	2 team changing pavilion with toilets and umpires changing. Adequate car parking provided.	Good
Luckley House School	Wokingham Town Area	50	Changing rooms part of the school building with showers and toilets provided. Adequate parking provided.	Standard
Reddam House	Southern Area	66	Pavilion with changing rooms, toilets and no umpires changing. Adequate car parking provided.	Good
St Crispin's School	Wokingham Town Area	80	Changing rooms part of the school building with showers and toilets provided. Adequate parking provided.	Standard
The Emmbrook School	Wokingham Town Area	92	Part of the school building with changing rooms and toilets.	Standard
The Forest School (Winnersh)	Urban Western Area	93	Changing rooms part of the school building with showers and toilets provided. Adequate parking provided.	Standard
The Holt School	Wokingham Town Area	94	Changing rooms part of the school building with toilets.	Standard
Waingels College	Urban Western Area	100	Changing rooms part of the school building with showers and toilets provided. Adequate parking provided.	Standard

## **Demand**

- 8.23 There are currently two netball leagues that operate on outdoor courts in Wokingham Borough. The Leagues 4U Bracknell & Wokingham Netball League has 12 teams in it with fixtures played at St Crispin's School. The Play Netball Wokingham League is also based at St Crispin's School and has 18 teams in it. Play Netball Wokingham stated they are looking to increase the number of teams in their league to 24 teams. Neither of these leagues are England Netball member leagues. The Berkshire Prem Netball League is an England Netball member league. This use to take place on the outdoor netball courts at St Crispin's School but has now become an indoor league.

## **Latent demand**

- 8.24 Latent demand refers to demand that is not currently being met due to perceived barriers to participation.
- 8.25 Sports England's Market Segmentation tool can be used to measure this for adults within specific sports and a defined area.
- 8.26 The Sport England Market Segmentation ([Market Segmentation - Sport England](#)) tool shows that there are 636 potential additional netball players in Wokingham Borough. The most prevalent segment identified by the tool is Chloe (Fitness Class Friends - Young image-conscious females keeping fit and trim), which accounts for 34% of the total demand. This data is calculated from the Sport England Active Lives survey where people are asked if they would like to do more sport.

## **Imported demand**

- 8.27 Imported demand is demand that comes from outside of the study area to access provision, due to a lack of provision or barriers to accessing provision where they are located.
- 8.28 There is no imported demand from netball clubs in to Wokingham Borough.

## **Exported demand**

- 8.29 Exported demand is demand that cannot be catered for within the study area and therefore takes place outside of this.
- 8.30 There are 6 netball teams from Wokingham Borough that have exported demand to outside of the study area. These are all from Finchampstead Netball Club. This is because their teams play in the Bracknell and District Netball League where fixtures are all played at Kings Academy, Binfield in Bracknell.

## **Informal demand**

- 8.31 England Netball also run a number of programmes locally to increase participation informally. An overview of these programmes has been provided below.

## **Back to Netball**

- 8.32 Back to Netball is designed to reintroduce people back to netball in a fun and friendly environment. To date more than 110,000 people have rediscovered netball through the programme nationally.
- 8.33 Sessions are open to participants of any age, gender or skill level but are tailored around those that have not played for an extended period of time.
- 8.34 Sessions are delivered in a 6-10 week block with a qualified coach.

- 8.35 There is a Back to Netball programme currently being delivered in Wokingham Borough at the Wokingham Leisure Centre. This takes place on the indoor netball courts. The success of Back to Netball programme in the Wokingham Leisure Centre has resulted in sessions being oversubscribed. This has meant we have added additional sessions which in turn have also been filling. Should this continue a natural outlet for Back to Netball tends to be into local leagues or social leagues. Participants tend to be happy to convert from indoor Back to Netball to outdoor social leagues once they've made netball a habit of theirs. The usage of outdoor multi court venues with sports lights would therefore in demand. This would help to boost numbers of netball clubs in the long term as well as develop further provision down the road for example junior netball clubs.

#### **Netball Now**

- 8.36 Netball Now is a turn up and play programme for anyone over the age of 16, who is looking to play netball without a weekly commitment.
- 8.37 There is no coaching involved or league tables and participants can simply turn up and play.
- 8.38 There are currently no Netball Now sessions running in Wokingham Borough. .

#### **Walking Netball**

- 8.39 Walking Netball is similar to the original format of the game but is played at a walking pace.
- 8.40 It is open to anyone but is very popular with older participants.
- 8.41 There is a Walking Netball programme being delivered in Wokingham Borough at the Wokingham Leisure Centre. This takes place on the indoor netball courts.

#### **Netball Youth Camps**

- 8.42 England Netball's official Netball Youth Camps provide netballers the opportunity to take to the courts during the school holidays for a nothing but netball experience. England Netball hosted two camps within Wokingham Borough at the Move HQ netball courts in Winners Triangle. These were aimed at people aged 9-14 and attracted 27 girls in total, with 21 of them living in Wokingham Borough.

## Summary

- There are currently two netball leagues that operate on outdoor courts in Wokingham Borough. The Leagues 4U Bracknell & Wokingham Netball League has 12 teams in it with fixtures played at St Crispin's School. The Play Netball Wokingham League is also based at St Crispin's School and has 18 teams in it. Play Netball Wokingham stated they are looking to increase the number of teams in their league to 24 teams. Neither of these leagues are England Netball member leagues. The Berkshire Prem Netball League is a England Netball member league. This use to take place on the outdoor netball courts at St Crispin's School but has now become an indoor league;
- There are currently 9 sites in Wokingham Borough that provide outdoor netball courts. This equates to 35 courts in total. All 9 sites that provide netball courts are available for community use;
- Of the 35 netball courts available for community use, the majority are a macadam surface (22 in total). There are 6 AGP netball courts and 7 AGP.
- There are 16 netball courts in Wokingham Borough with sports lighting;
- There were 8 netball courts assessed as being good quality, 27 assessed as being standard quality and 0 that were assessed as being poor quality;
- There are Walking Netball and Back to Netball sessions currently being delivered in Wokingham Borough. Both sessions take place on the indoor netball courts at the Wokingham Leisure Centre.

## 9. Bowls

- 9.1 Bowls England are the National Governing Body for Flat Green Lawn Bowls in England.
- 9.2 They have recently developed a new five year strategy called Fit For The Future. The strategy aims to get more people playing and enjoying bowls, with a target of one million bowls experiences per year by 2026. ([Bowls England - Fit For The Future 2021 - 2026](#)).
- 9.3 In order to achieve this the strategy has five priority areas:
- Building the brand of bowls by increasing focus on international & top domestic bowls, and utilizing opportunities such as Birmingham 2022 to achieve larger media coverage;
  - Ensuring the sport is truly accessible to all by offering different formats of the game which suit all time constraints, as well as driving more people to clubs in new ways;
  - Creating positive playing experiences for everyone who steps on the green, both for casual and competitive players, as well as growing our events calendar and introducing a Performance Pathway;
  - Putting volunteers first, as the lifeblood of our sport, by increasing our support for clubs in order to empower them to thrive;
  - Leading the sport with purpose by developing our Governance structures, diversifying our revenue streams, and working collaboratively with all the sport's key stakeholders.
- 9.4 The Royal County of Berkshire Bowling Association govern bowls on a local level in Wokingham Borough.
- 9.5 Bowls England has also established, in conjunction with other organisations, the Bowls Development Alliance (BDA).
- 9.6 The BDA works across the country with clubs and county associations to 'sustain, grow and develop the sport in partnership with the bowls family.

### Consultation

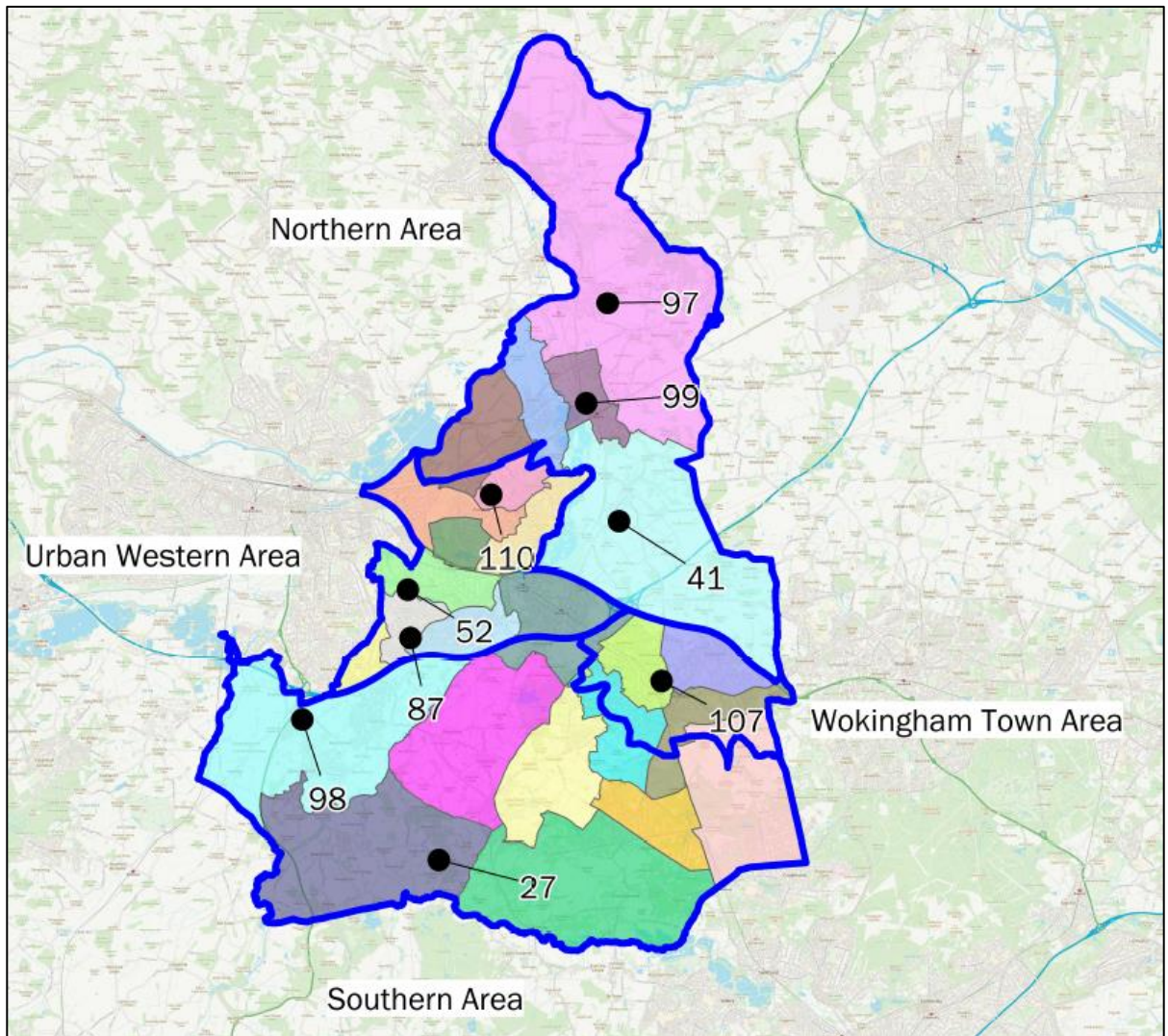
- 9.7 There were 9 bowls clubs in Wokingham Borough for the 2022 outdoor season. Farley Hill Bowls Club folded in October 2022 but still took part in the consultation process which was conducted during the summer 2022. Five clubs in total responded which represents a 55% response rate.
- 9.8 Consultation was also carried out with Bowls England.

### Supply

- 9.9 There are 10 bowling greens (flat greens) in Wokingham Borough spread across 9 sites. Wokingham Bowls Club provide 2 greens at their site.
- 9.10 The numbers in the figure relate to the PPS site ID in table 9.1.



Figure 9.1 - Map of bowls sites in Wokingham Borough



9.11 There are currently 3 bowling green sites in the Northern Area, 1 in the Southern Area, 3 in the Urban Western Area and 2 in the Wokingham Town Area.

9.12 Table 9.1 provides an overview of bowling green provision in Wokingham Borough.

Table 9.1 - Overview of bowls sites in Wokingham Borough

Site Name	Sub Area	PPS Site ID	Management Type	Number of Rinks
Farley Hill Bowls Club	Wokingham Town Area	27	Sport Club	4
Hurst Bowls Club	Northern Area	41	Sport Club	6
Maiden Erlegh Bowling Club	Urban Western Area	52	Sport Club	7

Site Name	Sub Area	PPS Site ID	Management Type	Number of Rinks
Suttons Bowling Club	Urban Western Area	87	Sport Club	5
The Wargrave Bowls Club	Northern Area	97	Sport Club	6
Three Mile Cross Bowling Club	Southern Area	98	Sport Club	6
Twyford Bowling Club	Northern Area	99	Sport Club	6
Wokingham Bowling Club	Wokingham Town Area	107	Sport Club	6
Wokingham Bowling Club	Wokingham Town Area	107	Sport Club	4
Woodley Bowling Club	Urban Western Area	110	Sport Club	6

#### Lapsed and disused greens

- 9.13 A disused site is a site that previously provided a green but no longer does. Once a site has been disused for five years or more it becomes known as lapsed. This means it now falls outside of Sport England's statutory remit but is still assessed using the criteria within Paragraph 99 of National Planning Policy Framework.
- 9.14 There are no bowling greens in Wokingham Borough that have been identified as lapsed or disused. At the time of writing this report it is unknown what will happen to Farley Hill Bowls Club now that the club have folded.

#### Ownership and management

- 9.15 Bowling greens in Wokingham Borough are either located on parish council sites or club sites. Security of community use on local authority, town or parish council sites is generally deemed to be secured unless known otherwise. Tenure is deemed unsecured if use of the site cannot be guaranteed for the next three years. Farley Hill Bowls Club were the only club who took part in the consultation that do not have a long term agreement in place. They had an annual rental agreement with the Victory Hall Trustee's which has come to an end as the club folded in October 2022, due to a lack of members and volunteers.

#### Quality

- 9.16 All sites containing bowling greens were visited in order to assess the quality of provision available.
- 9.17 Bowling greens are rated as follows based on how they score in the non-technical assessments:

Good (81% or above);

Standard (51%-80%);

Poor (50% or below).

9.18 Table 9.2 provides an overview of the quality of bowling greens in Wokingham Borough.

**Table 9.2 - Site by site bowling green quality**

Site Name	Sub Area	PPS Site ID	Sports lighting	Quality Rating
Farley Hill Bowls Club	Wokingham Town Area	27	No	Standard
Hurst Bowls Club	Northern Area	41	No	Standard
Maiden Erlegh Bowling Club	Urban Western Area	52	No	Good
Suttons Bowling Club	Urban Western Area	87	Yes	Good
The Wargrave Bowls Club	Northern Area	97	No	Standard
Three Mile Cross Bowling Club	Southern Area	98	No	Good
Twyford Bowling Club	Northern Area	99	No	Good
Wokingham Bowling Club	Wokingham Town Area	107	Yes	Good
Wokingham Bowling Club	Wokingham Town Area	107	No	Good
Woodley Bowling Club	Urban Western Area	110	No	Good

9.19 There were 7 bowling greens assessed as good in Wokingham Borough and 3 assessed as standard. No bowling greens were assessed as poor.

### Ancillary provision

- 9.20 Ancillary provision was also assessed at bowls clubs. This assessments looks at the provision of a club house, toilets for players and spectators, access to refreshments and whether or not facilities are accessible for people with disabilities. Sufficient car parking is also taken into consideration.
- 9.21 Table 9.3 provides an overview of ancillary provision at bowls clubs in Wokingham Borough.

**Table 9.3 - Overview of ancillary provision**

Site Name	Sub Area	PPS Site ID	Description	Quality Rating
Farley Hill Bowls Club	Wokingham Town Area	27	Clubhouse on site with toilets and refreshments available. Adequate car parking.	Standard
Hurst Bowls Club	Northern Area	41	Clubhouse on site with toilets and refreshments available. Toilets damaged by a falling tree. Club have planning permission to rebuild. Adequate car parking.	Standard
Maiden Erlegh Bowling Club	Urban Western Area	52	Clubhouse on site with toilets and refreshments available. Adequate car parking.	Good
Suttons Bowling Club	Urban Western Area	87	Clubhouse on site with toilets and refreshments available. Adequate car parking.	Good
The Wargrave Bowls Club	Northern Area	97	Clubhouse on site with toilets and refreshments available. Adequate car parking.	Standard
Three Mile Cross Bowling Club	Southern Area	98	Clubhouse on site with toilets and refreshments available. Adequate car parking.	Standard
Twyford Bowling Club	Northern Area	99	Clubhouse on site with toilets and refreshments available. Inadequate car parking.	Good
Wokingham Bowling Club	Wokingham Town Area	107	Clubhouse on site with toilets and refreshments available. Adequate car parking.	Good
Woodley Bowling Club	Urban Western Area	110	Clubhouse on site with toilets and refreshments available. Adequate car parking.	Good

- 9.22 During the consultation Hurst Bowls Club reported that they would like to build a new clubhouse that could cater for more members. Their current clubhouse can only accommodate 30 members. There was also damage to their toilets caused by storm Eunice.

### Demand

- 9.23 For the 2022 outdoor bowls season there were 9 bowls clubs in Wokingham Borough. Farley Hill bowls Club folded in October 2022 due to a lack of members and volunteers though their membership numbers have still been included in Table 9.4 below.
- 9.24 Bowls England state that a site with one green can accommodate up to 100 members. Table 9.4 provides an overview of membership numbers at bowls clubs in Wokingham Borough. Where clubs did not respond to the consultation, data has been provided by Bowls England.

**Table 9.4 - Membership at bowls clubs**

Site Name	Sub Area	PPS Site ID	Club Name	Adult Members	Junior Members
Farley Hill Bowls Club	Wokingham Town Area	27	Farley Hill Bowls Club	25	0
Hurst Bowls Club	Northern Area	41	Hurst Bowls Club	66	1
Maiden Erlegh Bowling Club	Urban Western Area	52	Maiden Erlegh Bowls Club	92	0
Suttons Bowling Club	Urban Western Area	87	Suttons Bowls Club	136	0
The Wargrave Bowls Club	Northern Area	97	The Wargrave Bowls Club	32	0
Three Mile Cross Bowling Club	Southern Area	98	Three Mile Cross	67	3
Twyford Bowling Club	Northern Area	99	Twyford Bowls Club	51	0
Wokingham Bowling Club	Wokingham Town Area	107	Wokingham Bowling Club	154	3
Woodley Bowling Club	Urban Western Area	110	Woodley Bowling Club	64	0

- 9.25 In total there are currently 687 adult bowls members in Wokingham Borough and 7 junior members.

### Future demand

- 9.26 Table 9.5 shows clubs who reported through the consultation process plans to grow their membership.

**Table 9.5 - Future demand**

Club Name	Adult Members	Junior Members
Maiden Erlegh Bowls Club	10	0
Three Miles Cross Bowling Club	10	0
Hurst Bowling Club	5	0
<b>Total</b>	<b>25</b>	<b>0</b>

### Latent demand

- 9.27 Latent demand refers to demand that is not currently being met due to perceived barriers to participation.
- 9.28 No bowls clubs who participated in the consultation reported any latent demand.
- 9.29 Sports England's Market Segmentation ([Market Segmentation - Sport England](#)) tool can be used to measure this for adults within specific sports and a defined area.
- 9.30 The Market Segmentation tool currently identifies demand for 210 people wanting to take up bowls in Wokingham Borough.
- 9.31 The most dominant segment is Ralph & Phyllis (Comfortable Retired Couples - Retired couples, enjoying active and comfortable lifestyles), which accounts for 32.4% of the potential demand. This data is calculated from the Sport England Active Lives survey where people are asked if they would like to do more sport.
- 9.32 If this demand was realised it could be catered for within existing bowls clubs in the Borough. Maiden Erlegh Bowls Club are the only club who potentially have capacity issues.
- 9.33 Future investment should be focused on ensuring that the existing stock is fit for purpose and able to meet the requirements of members and residents.

## Summary

- There are 10 bowling greens in Wokingham Borough across 9 sites. Wokingham Bowls Club provide 2 greens at their site;
- There are no bowling greens in Wokingham Borough that have been identified as lapsed or disused. At the time of writing this report it is unknown what will happen to Farley Hill Bowls Club now that the club have folded;
- No clubs who took part in the consultation identified any issues with security of community use at their sites;
- There were 7 bowling greens assessed as good in Wokingham Borough and 3 assessed as standard. No bowling greens were assessed as poor;
- All bowling greens have access to some form of ancillary provision. Ancillary provision was assessed as good at 5 sites and as standard at 4 sites;
- For the 2022 outdoor bowls season there were 9 bowls clubs in Wokingham Borough. Farley Hill bowls Club folded in October 2022 due to a lack of members and volunteers;
- Based on clubs who responded to the consultation, there are currently 687 adult bowls members in Wokingham Borough and 7 junior members. With planned club growth this could increase to 712 adult members. Junior members would remain the same;
- Sport England's Market Segmentation tool currently identifies demand for 210 people wanting to take up bowls in the Borough;
- If future demand did materialise, it's not anticipated that this will create any issue at bowls clubs in Wokingham Borough.

## 10. Other Pitch Sports

- 10.1 Although not include within the scope of work for the PPS, other pitch sports have been captured during the process. These pitches haven't been assessed, nor has their use be captured outside any curricular use. They are still recognised as pitches within the brough though.
- 10.2 Table 10.1 provides an over of the other pitch sports that have been identified within Wokingham Borough.

**Table 10.1 - Other pitch sports**

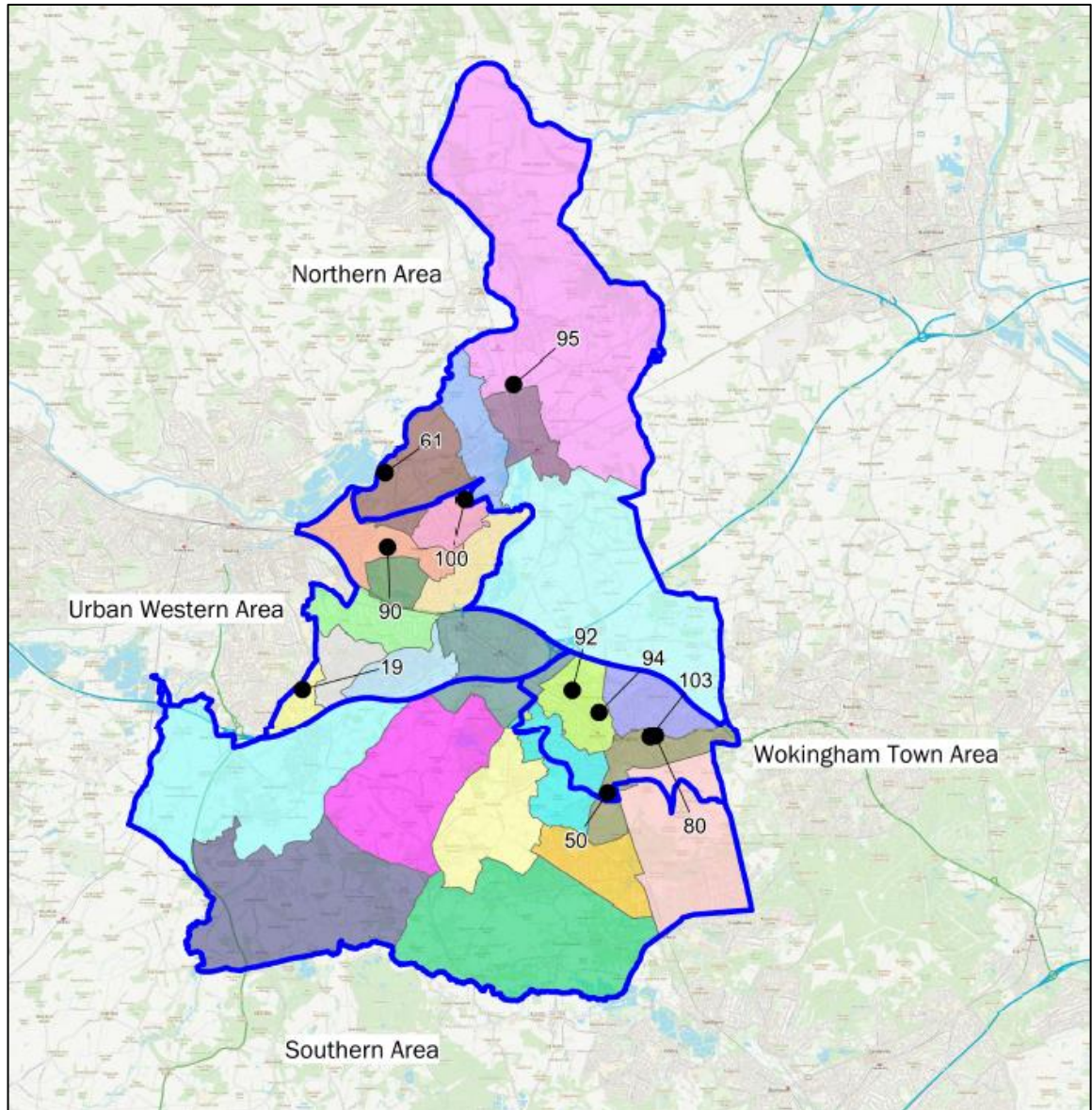
Site Name	Sub Area	PPS Site ID	Management Type	Pitch Type
Crosfields School	Urban Western Area	19	Trust	Rounders
Crosfields School	Urban Western Area	19	Trust	Rounders
Luckley House School	Wokingham Town Area	50	School/ College/ University (in house)	Rounders
Reading Blue Coat School	Northern Area	61	School/ College/ University (in house)	Rounders
Reading Blue Coat School	Northern Area	61	School/ College/ University (in house)	Rounders
Reading Blue Coat School	Northern Area	61	School/ College/ University (in house)	Rounders
Reading Blue Coat School	Northern Area	61	School/ College/ University (in house)	Rounders
Reading Blue Coat School	Northern Area	61	School/ College/ University (in house)	Rounders
Reading Blue Coat School	Northern Area	61	School/ College/ University (in house)	Softball
St Crispin's School	Wokingham Town Area	80	School/ College/ University (in house)	Rounders
St Crispin's School	Wokingham Town Area	80	School/ College/ University (in house)	Rounders
St Crispin's School	Wokingham Town Area	80	School/ College/ University (in house)	Rounders
The Bulmershe School	Urban Western Area	90	School/ College/ University (in house)	Rounders
The Bulmershe School	Urban Western Area	90	School/ College/ University (in house)	Rounders
The Bulmershe School	Urban Western Area	90	School/ College/ University (in house)	Rounders



Site Name	Sub Area	PPS Site ID	Management Type	Pitch Type
The Bulmershe School	Urban Western Area	90	School/ College/ University (in house)	Rounders
The Bulmershe School	Urban Western Area	90	School/ College/ University (in house)	Softball
The Bulmershe School	Urban Western Area	90	School/ College/ University (in house)	Softball
The Emmbrook School	Wokingham Town Area	92	School/ College/ University (in house)	Rounders
The Emmbrook School	Wokingham Town Area	92	School/ College/ University (in house)	Rounders
The Emmbrook School	Wokingham Town Area	92	School/ College/ University (in house)	Rounders
The Emmbrook School	Wokingham Town Area	92	School/ College/ University (in house)	Rounders
The Holt School	Wokingham Town Area	94	School/ College/ University (in house)	Rounders
The Holt School	Wokingham Town Area	94	School/ College/ University (in house)	Rounders
The Piggott School	Northern Area	95	School/ College/ University (in house)	Rounders
The Piggott School	Northern Area	95	School/ College/ University (in house)	Rounders
The Piggott School	Northern Area	95	School/ College/ University (in house)	Rounders
The Piggott School	Northern Area	95	School/ College/ University (in house)	Rounders
Waingels College	Urban Western Area	100	School/ College/ University (in house)	Rounders
Waingels College	Urban Western Area	100	School/ College/ University (in house)	Rounders
Waingels College	Urban Western Area	100	School/ College/ University (in house)	Rounders
Westende Junior School	Wokingham Town Area	103	School/ College/ University (in house)	Rounders

10.3 Figure 10.1 provides a spatial overview of where other pitch sports are located within Wokingham Borough.

**Figure 10.1 - Map of other pitch sport sites in Wokingham Borough**



10.4 There are currently 2 sites providing other pitch sports in the Northern Area, 3 sites in the Urban Western Area and 5 sites in the Wokingham Town Area. There aren't currently any sites in the Southern Area that provide other pitch sports

# 11. Summary

## Summary

- 11.1 The findings within this assessment report have been developed based on a comprehensive consultation process with local stakeholders to determine the quantity and quality of pitch provision within Wokingham Borough. This assessment report has been signed off by the steering group and will now be used to develop a strategy and action plan that looks at how any shortfalls identified can be met through the improvement of existing provision and the development of new facilities. This will be looked at on a site by site basis within the action plan.
- 11.2 Table 11.1 below provides an overview of the current (2023) and future (2040) capacity of pitch provision in Wokingham Borough based on the findings within this assessment report. These have been set out for each sport by sub analysis area.

**Table 11.1 - Current (2023) and future (2040) capacity of pitch provision**

Sport	Sub Analysis Area	Pitch Type	Current Capacity	Future Capacity 2040
Football - Grass Pitches	Northern Area	Adult	Shortfall of 4 MES.	Shortfall of 4 MES.
		Junior Football 11v11	Shortfall of 2.75 MES.	Spare capacity of 2.25 MES
		Junior Football 9v9	Pitches at capacity.	Spare capacity of 2 MES.
		Mini Soccer 7v7	Spare capacity of 10.5 MES.	Spare capacity of 11 MES.
		Mini Soccer 5v5	Spare capacity of 8 MES.	Spare capacity of 8 MES.
	Southern Area	Adult	Shortfall of 5.5 MES.	Shortfall of 5.5 MES.
		Junior Football 11v11	Shortfall of 5 MES.	Shortfall of 2 MES.
		Junior Football 9v9	Shortfall of 3.5 MES.	Shortfall of 1 MES.
		Mini Soccer 7v7	Spare capacity of 2.5 MES.	Spare capacity of 5.5 MES.
		Mini Soccer 5v5	Spare capacity of 6.5 MES.	Spare Capacity of 8.5 MES.
	Urban Western Area	Adult	Shortfall of 13.5 MES.	Shortfall of 13.5 MES.

Sport	Sub Analysis Area	Pitch Type	Current Capacity	Future Capacity 2040
		Junior Football 11v11	Shortfall of 0.5 MES.	Spare capacity of 2 MES.
		Junior Football 9v9	Shortfall of 7 MES.	Shortfall of 4 MES.
		Mini Soccer 7v7	Shortfall of 3 MES.	Pitches at capacity.
		Mini Soccer 5v5	Shortfall of 1 MES.	Spare capacity of 1 MES.
	Wokingham Town Area	Adult	Shortfall of 12 MES.	Shortfall of 12 MES.
		Junior Football 11v11	Shortfall of 4 MES.	Shortfall of 2.5 MES.
		Junior Football 9v9	Shortfall of 1.5 MES.	Shortfall of 1 MES.
		Mini Soccer 7v7	Pitches at capacity.	Pitches at capacity.
		Mini Soccer 5v5	Spare capacity of 5 MES.	Spare capacity of 5 MES.
	Football - 3G AGPs	Northern Area	Full Size	Shortfall of 2 pitches.
Southern Area		Full Size	Shortfall of 1 pitch.	Shortfall of 1 pitch.
Urban Western Area		Full Size	Shortfall of 6 pitches.	Shortfall of 6 pitches.
Wokingham Town Area		Full Size	Demand being met.	Demand will be met.
Rugby	Northern Area	Senior	Shortfall of 23.5 MES.	Shortfall of 23.5 MES.
	Southern Area	Senior	Shortfall of 1.5 MES.	Shortfall of 1.5 MES.
	Urban Western Area	Senior	Shortfall of 0.5 MES	Shortfall of 0.5 MES.
	Wokingham Town Area	Senior	Shortfall of 1.75 MES.	Shortfall of 1.75 MES.
Hockey	Northern Area	Full Size	Shortfall of 10.5 MES	Shortfall of 10.5 MES
	Southern Area	Full Size	No demand	No demand
	Urban Western Area	Full Size	No demand	No demand

Sport	Sub Analysis Area	Pitch Type	Current Capacity	Future Capacity 2040
	Wokingham Town Area	Full Size	Pitches at capacity	Pitches at capacity
Cricket	Northern Area	Saturday	Shortfall of 470 MES per season.	Shortfall of 455 MES per season.
		Sunday	Shortfall of 460 MES per season.	Shortfall of 440 MES per season.
		Midweek	Shortfall of 470 MES per season.	Shortfall of 413 MES per season.
	Southern Area	Saturday	Shortfall of 122 MES per season.	Shortfall of 110 MES per season.
		Sunday	Shortfall of 122 MES per season.	Shortfall of 110 MES per season.
		Midweek	Shortfall of 122 MES per season.	Shortfall of 107 MES per season.
	Urban Western Area	Saturday	Shortfall of 161 MES per season.	Shortfall of 161 MES per season.
		Sunday	Shortfall of 161 MES per season.	Shortfall of 161 MES per season.
		Midweek	Shortfall of 151 MES per season.	Shortfall of 151 MES per season.
	Wokingham Town Area	Saturday	Shortfall of 25 MES per season.	Shortfall of 25 MES per season.
		Sunday	Shortfall of 25 MES per season.	Shortfall of 25 MES per season.
		Midweek	Shortfall of 25 MES per season.	Shortfall of 25 MES per season.
Tennis	WBC Wide	Outdoor Tennis Courts	Insufficient capacity to meet club demand.	Insufficient capacity to meet club demand.
Netball	WBC Wide	Outdoor Netball Courts	No demand from England Netball member leagues. Demand for participation programmes	No demand from England Netball member leagues. Demand for participation programmes
Bowls	WBC Wide		Current demand being met.	Future demand will be met.